

ACR 
STOVES

GAS FIRED STOVE RANGE





G A S F I R E D S T O V E R A N G E



C O N T E N T S

03 | Introduction

04 | Essential stove information

GAS STOVE RANGE

06 | WYCHWOOD : 6.1kw

08 | NEO 3P : 6.75kw

10 | NEO 3F : 6.75kw

12 | Balanced flue kits

13 | Balanced flue kits installation specifications

14 | Myfire stove control system

15 | Options and Accessories

With over 30 years experience designing some of the world's finest woodburning, multifuel and electric stoves, we are delighted to introduce the award winning range of ACR premium gas stoves.

Increasingly hectic lifestyles and ever more efficient homes can sometimes make it impractical to own a woodburning stove. Our range of gas stoves will enable you to enjoy all of the warmth and comfort of a woodburning stove, without the commitment of maintaining a traditional stove, fuel supplies and chimney system.

Engineered from start to finish to meet the needs of modern home heating, we have used our extensive experience with stove design and manufacturing to create a range of gas stoves that can be installed in most environments found in today's busy homes. Providing heat at the convenient touch of a button and even fully controllable from your phone or tablet with the optional Myfire system.

Our 3 year warranty also offers peace of mind that you are choosing a product that has been meticulously engineered to deliver many years of trouble free service and beautiful cosy warmth.

Essential stove information



STOVE CONSTRUCTION

Our range of gas stoves are constructed from premium grade heavy gauge steel, to ensure your stove provides many years of trouble free service. Our Neo gas stoves also feature solid cast iron doors for a real sense of style and occasion. All of our stoves are designed in Great Britain and carefully engineered to meet our exacting specifications, for which we are renowned.

THE GAS FIRE EXPERIENCE

Our gas stoves feature incredibly realistic flame patterns and some of the finest ceramic logs available. Our aim is for you to enjoy your gas stove whether it is lit or not, this requirement means that we supply the most aesthetically pleasing logs possible, so that your stove remains an object of beauty all year round. The Wychwood and Neo stoves both have a range of optional extras to enhance them; from black glass internal panels to reflect the flames to add an even greater depth to the visual experience, or vermiculite panels to brighten the interior. We also offer optional LED lighting for the Neo gas stoves to create the impression of glowing embers in the base of the firebed.



3 YEAR WARRANTY

Designed and engineered to the highest standards, we pride ourselves on offering a premium quality gas stove experience which is fully backed up by our 3 year warranty for your peace of mind. Full warranty details & exclusions can be found on our website <https://acrheatproducts.com/warranties>

INSTALLATION INFORMATION

Your gas stove must be installed by a qualified gas engineer (Gas Safe registered in the UK and Bord Gas registered in Ireland) to ensure a safe installation. They should also confirm the suitability of the site conditions for the chosen appliance. Your ACR Stoves stockist will be able to recommend local qualified engineers or you can visit www.gassaferegister.co.uk



BALANCED FLUE SYSTEM

All of our gas stoves use a balanced flue system, so you don't even need a working chimney to install one of our stoves. A choice of three fully compatible balanced flue kits make installation a straightforward process (see page 12 for more information).



REMOTE CONTROLS AND ACCESSORIES RANGE

We offer a range of accessories and remote control options for your convenience and to enhance your stoves operation. Please see the individual stove product pages within this brochure for accessory and remote control options for each model, and page 13 for more detailed accessory information.


All of our gas stoves are supplied with a remote control, there are two types available, each allowing a specific degree of control and interactivity with your stove. The Wychwood is supplied with a Puck remote control allowing you to easily ignite and adjust your stove's output. The Neo range is supplied with a multi-function Symax remote control - this further enhances your stove by adding a seven day programmable timer. All of our gas stoves can also be controlled via the optional Myfire module and app. When installed the Myfire module offers the greatest degree of fine tuning and control via your smart phone or tablet, allowing for a wide range of programmable options whilst at, or away from, your home - please see page 14 for further information (Myfire also requires a 240V mains electricity supply to your stove). The Wychwood stove can also be upgraded to the Symax remote control system from the standard control supplied with the stove.



Myfire module and app is available as an option to control all ACR gas stoves.



Symax multi-function remote control.



See the Wychwood in action. Scan code with your mobile device to watch the video.



See the Neo 3P in action. Scan code with your mobile device to watch the video.



See the Neo 3F in action. Scan code with your mobile device to watch the video.



See the Wychwood in action. Scan code with your mobile device to watch the video.



An optional gloss black glass back panel that mirrors the flames to enhance the visual effect even further is also available (Neo firebox shown).



The Wychwood features an ultra-realistic burner and logs with glowing embers and detailed flame pattern.

WYCHWOOD

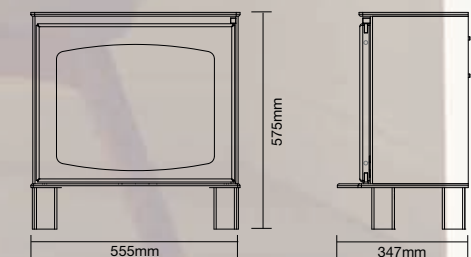
6.1kw

The Wychwood creates a stunning focal point in any home. With its large, landscape, door glass panel offering a fabulous view of the realistic logs and flames. Available in natural gas or LPG, the Wychwood is suitable for a wide range of installations, including those rural areas where mains gas may not be an option. The convenience of a balanced flue system means that you can install your gas stove almost anywhere, without the requirement for a traditional chimney (see page 12 for further information). For ease of use the Wychwood is supplied with a Puck remote control, this can be upgraded to the optional Symax remote control system or even the Myfire app to control your stove from your phone or tablet.

- Natural Gas or LPG
- Balanced Flue - 3 types of kit available (see page 12)
- Top or rear flue
- No additional ventilation required
- Net gas input 7.1Kw
- Net gas output 6.1Kw
- Efficiency 85%
- Supplied as standard with a Puck remote control (upgrade available to the Symax remote control)
- Optional Myfire Package allows operation from a smart phone or tablet (also requires a 240V mains electricity supply to your stove)
- Optional black glass internal back panel for added reflection of the flames
- Matt black stove paint finish
- Weight 80 Kg



SPECIFICATIONS



- Gas supply entry point 8mm flexible steel inlet pipe, 100mm from hearth, at rear of stove in centre.

NEO 3P

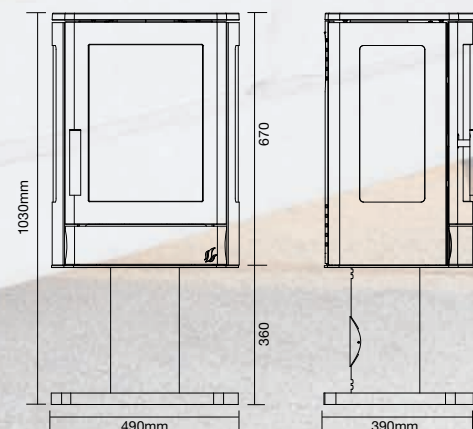
6.75kw

Featuring contemporary styling and a striking pedestal base. The Neo 3P offers views of the flames from both the front and side glass panels, allowing the fire to be seen from almost anywhere in the room. So whether you are curled up on the sofa or sitting comfortably in your favourite armchair, you can enjoy the fires cosy ambience. The ultra-realistic ceramic logs make it hard to believe you are not looking at a real log fire, and all controlled from the convenience of the included Symax remote control. With the optional Myfire package you can even control your stove from your smart phone or tablet. By adding the optional LED lighting kit, you can enjoy glowing crystal embers to enhance the effect.

- Natural Gas or LPG
- Balanced Flue - 3 types of kit available (see page 12)
- Top or rear flue
- No additional ventilation required
- Net gas input 8.2Kw
- Net gas output 6.75Kw
- Efficiency 82.3%
- Supplied as standard with a Symax remote control
- Optional Myfire package allows operation from a smart phone or tablet (also requires a 240V mains electricity supply to your stove)
- Optional black glass internal back panel for added reflection of the flames
- Optional vermiculite internal back panel for additional brightness inside the stove
- Optional LED lighting kit for optimum realism (requires an electricity supply)
- Optional black glass top panel (for top flue installations only)
- Matt black paint finish
- Weight 100 Kg



SPECIFICATIONS



- Gas supply entry point 8mm flexible steel inlet pipe, 385mm or 170mm from hearth at rear of stove in centre, or 155mm from rear of stove through central pedestal base.



The Neo 3P features side glass panels for a stunning all-round view of the fire.



Neo gas stoves come as standard with a matt black stove paint finish firebox interior.



An optional glass black glass back panel that mirrors the flames to enhance the visual effect even further is also available.



An optional Vermiculite back panel to add brightness to the firebox, replicating the interior of a traditional woodburning or multifuel stove, is also available.



See the Neo 3P in action. Scan code with your mobile device to watch the video.





See the Neo 3F in action.
Scan code with your
mobile device to watch
the video.



The Neo 3F features side glass panels for a stunning all-round view of the fire.



Neo gas stoves come as standard with a matt black stove paint finish firebox interior.



An optional gloss black glass back panel that mirrors the flames to enhance the visual effect even further is also available.



An optional Vermiculite back panel to add brightness to the firebox, replicating the interior of a traditional woodburning or multifuel stove, is also available.

NEO 3F

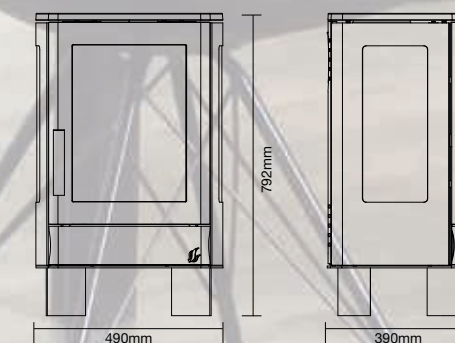
6.75kw

The styling of the NEO3F makes it ideal for installation into a fireplace recess, or as a freestanding feature. With its front and side glass panels you are assured of a fabulous view the flames from almost anywhere in your room. Ultra realistic ceramic logs add to the cosy real fire ambience, all controlled with the convenience of the Symax remote control. For even greater control the optional Myfire app is available for use on your phone or tablet. The addition of the optional LED lighting kit allows for an even greater effect, making it hard to believe you are not looking at a real fire. A balanced flue system means that you can install the NEO3F Gas stove into almost any location in your home.

- Natural Gas or LPG
- Balanced Flue - 3 types of kit available (see page 12)
- Top or rear flue
- No additional ventilation required
- Net gas input 8.2Kw
- Net gas output 6.75Kw
- Efficiency 82.3%
- Supplied as standard with a Symax remote control
- Optional Myfire package allows operation from a smart phone or tablet (also requires a 240V mains electricity supply to your stove)
- Optional black glass internal back panel for added reflection of the flames
- Optional vermiculite internal back panel for additional brightness inside the stove
- Optional LED lighting kit for optimum realism (requires an electricity supply)
- Optional black glass top panel (for top flue installations only)
- Matt black paint finish
- Weight 80 Kg



SPECIFICATIONS

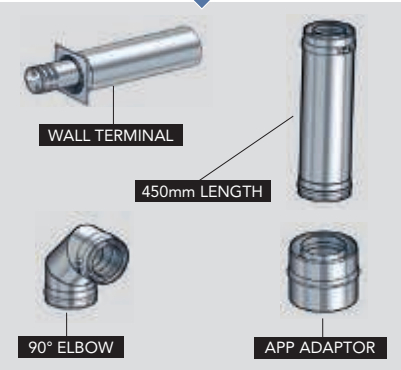
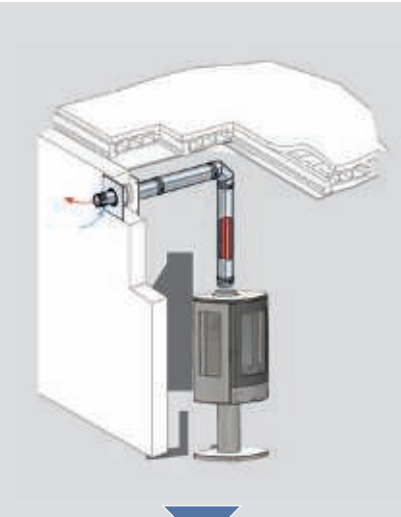


- Gas supply entry point 8mm flexible steel inlet pipe, 150mm from hearth at rear of stove in centre, or 155mm through bottom of stove.

Gas Stove Balanced Flue Kits

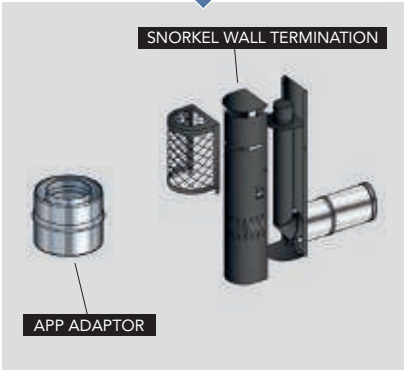
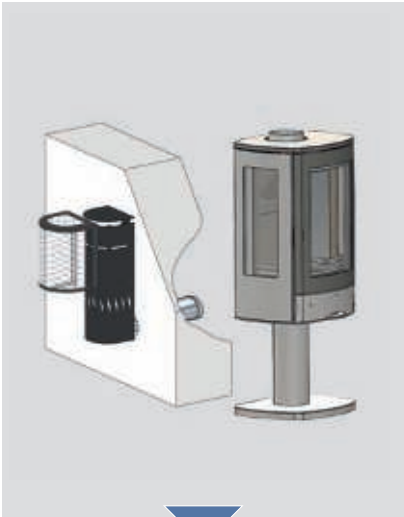


A choice of three balanced flue kits are available for use with your ACR gas stove. Our gas stoves have been tested and approved with the use of Poujoulat flue kits as per the below specifications. Please consult your ACR stove dealer if you require further information regarding balanced flue installation.



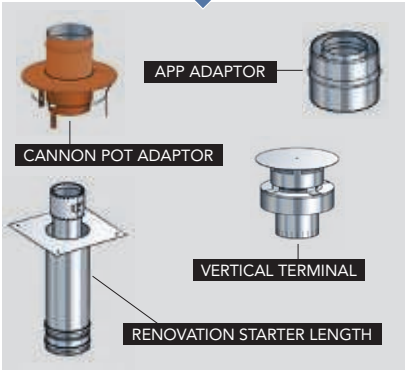
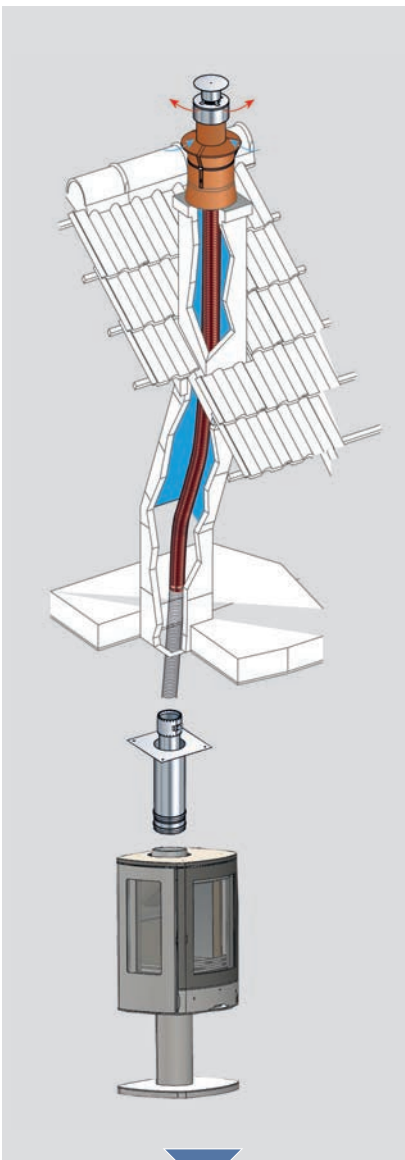
Kit 1: Balanced flue up and out kit*

Allows the stove to be installed from the top with a 450mm vertical length of pipe before going into a bend and out through the wall. Available in stainless steel and black finishes.



Kit 2: Balanced flue snorkel kit*

Allows the stove to be installed from the rear flue exit and straight through the wall into a snorkel terminal. Available in black finish only.

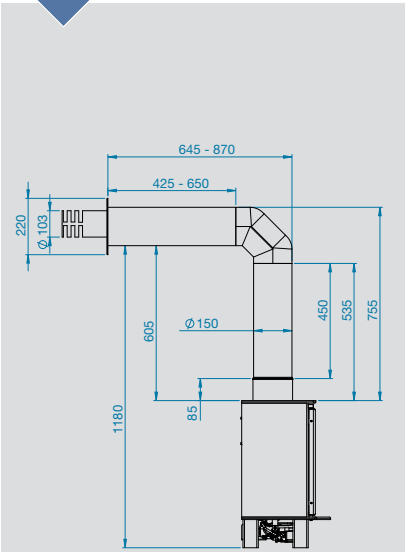


Kit 3: Balanced flue renovation system kit

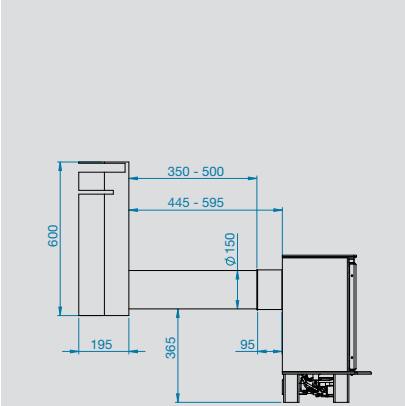
Allows the stove to be installed into an existing chimney system with the use of additional flexible liners. Available in stainless steel and black finishes.

Balanced Flue Kits Installation Specifications

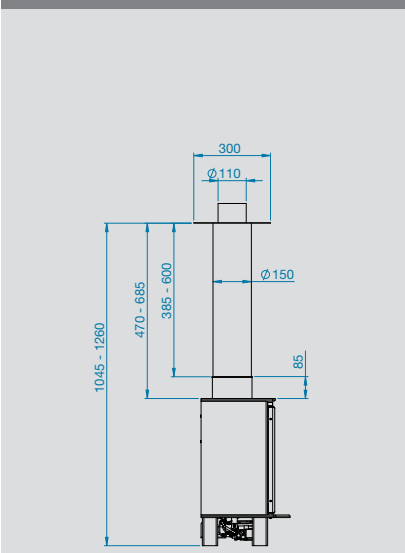
Wychwood



Balanced flue up and out kit

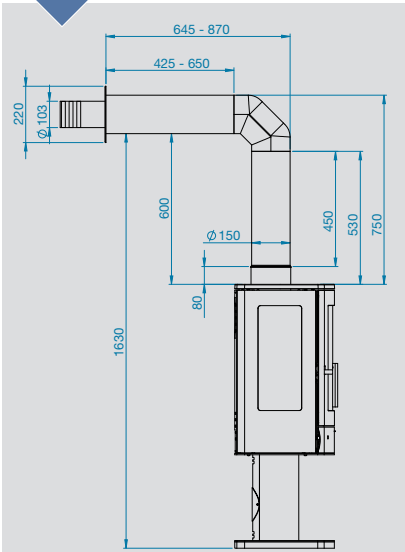


Balanced flue snorkel kit

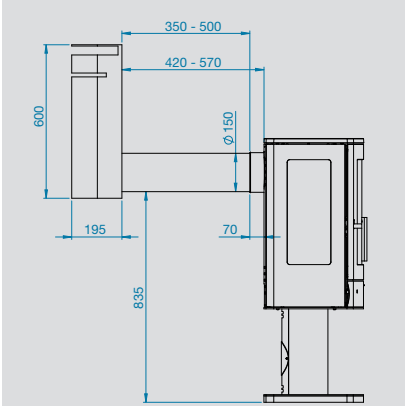


Balanced flue renovation kit starter length

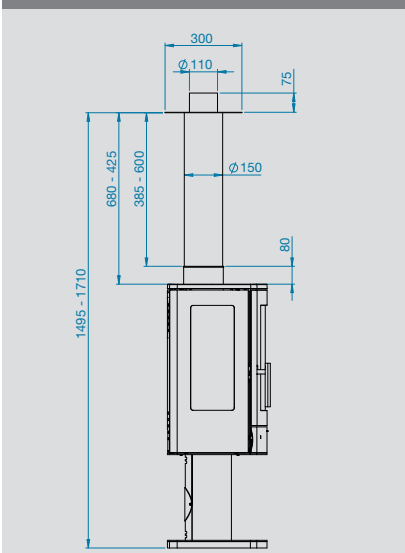
NEO 3P



Balanced flue up and out kit

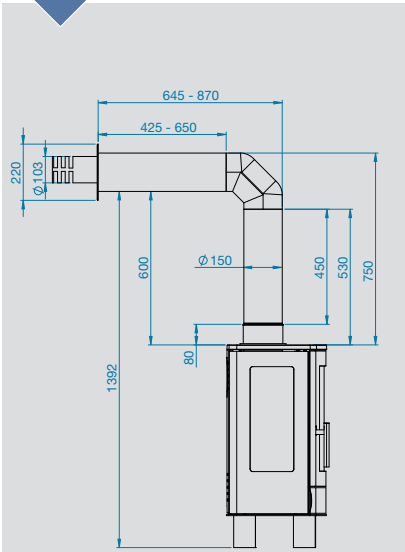


Balanced flue snorkel kit

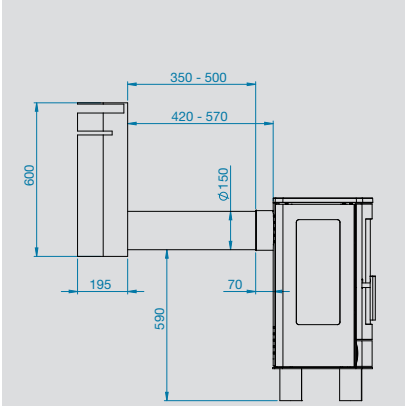


Balanced flue renovation kit starter length

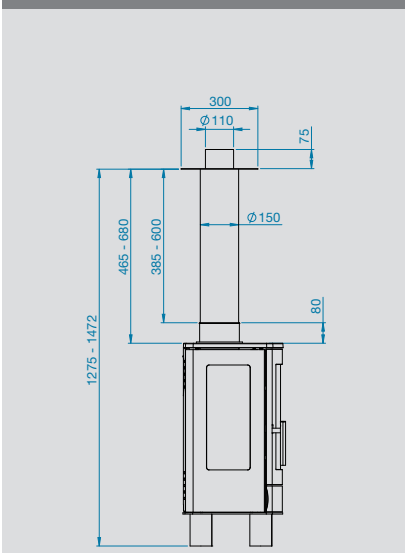
NEO 3F



Balanced flue up and out kit



Balanced flue snorkel kit



Balanced flue renovation kit starter length

*The standard kit allows for the terminal to go through a wall with a maximum 500mm thickness. If the wall is more than 500mm thick alternative options are available. Please contact your ACR stockist for further information.



Myfire stove control system


All ACR gas stoves now offer the option to control your stove from your smartphone and tablet using the MyFire remote app. MyFire is available now for Apple Store and Google Play compatible devices. Take full control of your stove with intuitive and interactive options - including the ability to program your stove, set a countdown timer, integrate child safety locks, preset Eco mode and control the LED lighting kit plus many more adaptive features.

The Myfire app is available across the entire ACR gas stove range when the optional WiFi module kit is purchased and installed into your appliance.

When used in conjunction with the LED lighting kit the Myfire app operates the lights not the Symax remote handset.

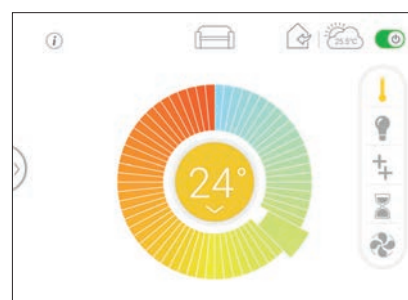
The Wifi module kit requires 240V mains connection and comes complete with a UK friendly adaptor to plug into any UK mains socket for ease of installation.

For additional information on features please visit <http://myfireapp.com/en>



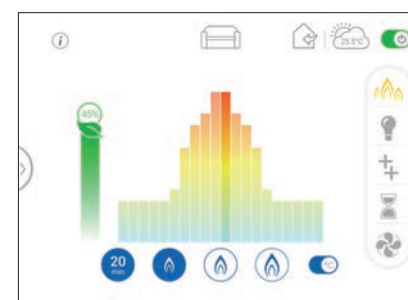
Manual Mode

Manually adjust the flame height and temperature accordingly.



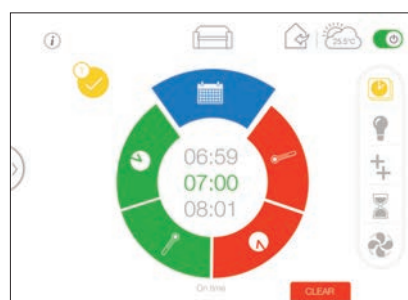
Thermostatic Mode

The room temperature is measured and the stove adjusted to maintain the chosen temperature.



Eco Mode

Save energy whilst still enjoying a realistic flame pattern.



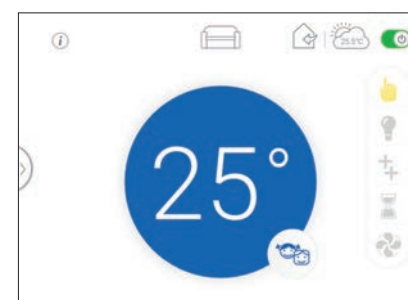
Programme Mode

Set up to eight programmes to turn your stove on and off with full timer and temperature control.



Light / Dimmer

Control LED lighting option if fitted to your Neo stove from 20% to 100%.



Child Safety Lock

Renders Myfire inoperable apart from turning the stove off and accessing the information page.




Neo 3F gas stove • 6.75 Kw - see page 10.

Neo 3P gas stove • 6.75 Kw - see page 8.

Gas Stove Options and Accessories

We offer a range of options and accessories designed especially to enhance your gas stove installation and tailor the stove to meet your preferred styling requirements. We also offer remote control options for all our gas stoves, please see page four for more information.



LED lighting kit

Available for Neo 3P and Neo 3F

Consists of dimmable LED lighting under the burner along with crystals on the burner for additional glowing illumination. Featuring settings for constant light or to pulsate for the ultimate in realism. Requires a standard domestic electric power supply.




Gloss black glass top-plate

Available for Neo 3P and Neo 3F

A feature gloss black glass top plate for the Neo range of gas stoves, bringing an extra visual dimension to your installation.

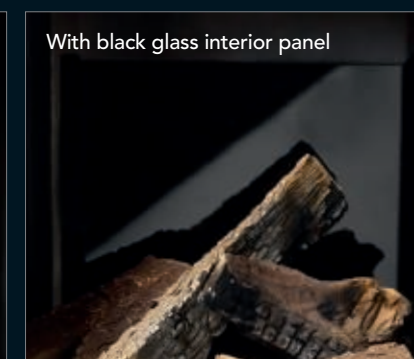
Only suitable for use with top flue installations.



Vermiculite interior panels

Available for Neo 3P and Neo 3F

Adds brightness to the firebox, replicating the interior of a traditional woodburning or multifuel stove.




With black glass interior panel

Black glass interior back panel

Available for Neo 3P and Neo 3F and Wychwood

A gloss black glass panel that mirrors the flames to enhance the visual effect even further. Available for all ACR gas stoves.



With standard interior panel



Your local ACR dealer:



ACR Heat Products Limited, Unit 1, Weston Works,
Weston Lane, Tyseley Birmingham B11 3RP, England.

- Tel: 0121 706 8266
- E-mail: enquiries@acrheatproducts.co.uk
- www.acrstoves.com



Scan code with your mobile
device for more information



Issue 3 / July 2020

All installations shown in this brochure are for illustrative purposes only. All actual installations must comply with the latest building regulations and ACR Heat Products Ltd installation manuals. Please note that due to limitations of the printing process, colour reproduction of the stoves may vary slightly from those shown. Please consult your dealer for more accurate colour matching. ACR Heat Products Ltd reserves the right to amend any specifications herein or to make any product design changes. The specifications, dimensions and information shown within our brochures are provided for information purposes only and are not binding. With the aim of constantly improving our equipment, all modifications considered necessary may be made without notice.