



**TIME FOR WARMTH.  
TIME FOR WELL-BEING.  
TIME FOR YOUR HOME.**

# CONTENTS

## INNOVATIONS

- 4** DYNAMIC AIR REGULATION
- 5** AUTOMATIC TIPPING GRATE /  
STEPLESS MOTOR
- 6** TOUCH DISPLAY / RIKA FIRENET
- 7** RIKA VOICE
- 8** RIKA MULTIAIR
- 10** RIKA CONFIGURATOR
- 56** RIKATRONIC3
- 57** RIKATRONIC4

## MODULAR PELLET AND WOOD-BURNING STOVES

- 16** CONNECT PELLET
- 18** CONNECT PELLET EDGE
- 20** CONNECT WOOD
- 22** ADD-ON ELEMENTS

## PELLET STOVES

- 26** DOMO
- 28** DOMO BACK
- 30** SONO
- 31** SUMO
- 32** FILO
- 33** COMO II
- 34** REVO II
- 35** CORSO
- 36** COSMO
- 37** LIVO
- 38** PRIMO 6 KW
- 39** PRIMO 8 KW

## HEATING INSERTS

- 42** PELLET INSERT  
FOR TILED STOVES
- 44** INTERNO

## COMBI STOVES

- 48** PARO
- 50** ADUO
- 52** INDUO III

## WOOD-BURNING STOVES

- 58** NEX
- 59** SOL
- 60** IMPOSA
- 61** LAVITA
- 62** ALUMO
- 63** FOX II
- 64** LOOK
- 66** STEP
- 67** SWING
- 68** FORMA
- 69** ALPHA II
- 70** BACK
- 71** COOK

## DESIGN FIREPLACES

- 74** AMBIA
- 76** SYMBIA

## TECHNICAL DATA

- 78** RIKA BASE PLATES
- 79** RIKA FLOOR PROTECTION PANELS
- 80** RIKA FLUE PIPES
- 81** RIKA SURFACE FINISHES
- 82** TECHNICAL DATA

# ICONS KEY



## ROOM AIR INDEPENDENT

Combustion air can be supplied from outside.



## TOUCH DISPLAY

Intuitive touch display allows for the easiest control of all functions.



## ROOM AIR INDEPENDENT D

Room air independent according to German standard.



## ROTATABLE

The stove can be rotated by 360° depending on the model.



## DYNAMIC AIR REGULATION

Automatic regulation of the fan speed, depending on the flow rate of the supply air.



## CERAMIC HOB

Use the heating warmth to cook on the integrated ceramic hob.



## TIPPING GRATE ASH REMOVAL

Automatic tipping grate ash removal increases the cleaning intervals.



## BAKING COMPARTMENT

Use the heating warmth to bake in the integrated oven.



## TOP FLUE PIPE

Flue pipe connection on top of the stove.



## ENERGY EFFICIENCY CLASS

The European Union energy labelling informs about energy efficiency and power consumption.



## THERMAL STORAGE PACKAGE

Stores the heat of the stove so that it can be used longer.

## RIKA INNOVATIONS



## RIKA FIRENET

Mobile control via internet and wireless home network.



## RIKATRONIC3

Fully automatic control of the amount of combustion air ensures extremely efficient heating.



## RIKA MULTIAIR

Heat up to two additional rooms using connection pipes and convection fans.



## RIKATRONIC4

Fully automatic control of the amount of combustion air. Ignition at the touch of a button or at a preprogrammed time.



## RIKA VOICE

Voice-based control for stoves via RIKA FIRENET.

## **OUR GUARANTEES. YOUR ADVANTAGES.**

Every RIKA stove is a piece of genuine Austrian quality.

An interior element with impressive design and visual appearance, which allows the technology of the future to be experienced today.

Look forward to comfort, economy and sustainability.

**+**

**5-YEAR GUARANTEE  
ON THE WELDED  
STOVE BODY**

**+**

**10-YEAR GUARANTEED  
AVAILABILITY OF  
SPARE PARTS**

**+**

**OPTIMUM SAFETY  
AND DURABILITY**

**+**

**TIMELESS  
INTEGRATED DESIGN**

**+**

**HIGH ENVIRONMENTAL  
COMPATIBILITY  
THANKS TO MAXIMUM  
EFFICIENCY AND MINI-  
MAL EMISSION VALUES**

**+**

**MAXIMUM ECONOMY  
AND CONVENIENCE  
FROM AN INNOVATION  
LEADER**

**+**

**AIRTIGHT AND  
NON-WARPING THANKS  
TO THE EXTREMELY  
STRONG MATERIAL**

**+**

**GUARANTEED  
PRODUCTION IN  
AUSTRIA**

**+**

**OPTIMAL SUPPORT  
FROM RIKA CUSTOMER  
SERVICE**





**"EVERYTHING  
THAT DEFINES US  
IS IN EVERY  
SINGLE ONE OF  
OUR STOVES."**

**Karl Stefan Riener, Karl Philipp Riener**

**OVER 70 YEARS**

**1951 – 2024**

**WE DO NOT  
REST ON OUR  
SUCCESS.**

The history of RIKA began over 70 years ago when it was founded by Karl Riener Senior. We are still an Austrian family business today, deeply connected to our homeland. As an innovation and quality leader in the industry, we employ highly qualified staff, including around 20 in research and development.



For more information  
visit [rika.eu](https://rika.eu)



## A STOVE IS ALWAYS MORE THAN "JUST" A SOURCE OF HEAT.

It brings family and friends together, decisively influences the atmosphere of our living spaces and helps to leave everyday life behind us.

The cosiness of the fire makes a house a home – and that is precisely our claim. **We don't just build stoves, we create quality of life.**

From the very start, we have captivated our customers with stylistic confidence, solid workmanship and passion for details. We combine state-of-the-art and environmentally friendly production technology with individual design. Unique and compelling, emotional and functional.

We love to think stoves one step further and to integrate new ideas. Why shouldn't it be possible to simply voice-control a stove, ignite it at the

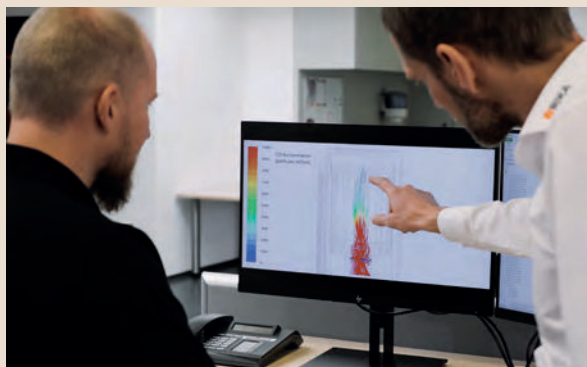
touch of a button, combine pellets and wood logs, heat multiple rooms simultaneously or also use it as an oven?

Our stoves combine the **primal, passionate** and **longing** characteristics of fire – interpreted in a contemporary light and adapted to our modern lifestyle.

We are proud of our history and products, of our roots and our openness to new things.

**Karl Stefan Riener**  
RIKA Executive Director

**Karl Philipp Riener**  
RIKA Executive Director



**AS WE HAVE CONTINUOUSLY INVESTED IN RESEARCH AND DEVELOPMENT SINCE OUR FOUNDING DAYS, WE ARE THE UNDISPUTED INNOVATION LEADERS ON THE EUROPEAN MARKET TODAY.**



INNOVATIONS

# DYNAMIC AIR REGULATION

**YOUR STOVE ADAPTS.**

**Dynamic Air Regulation (DAR) ensures a targeted air supply and a controlled, clean combustion.**



The installation situation of your stove, structural conditions as well as weather conditions can influence the flow rate of the supply air and thus the combustion process. Dynamic Air Regulation (DAR) controls the fan speed automatically and flexibly, thus ensuring even quieter operation, particularly beautiful, calm flames and optimized combustion.

**The following RIKA stoves are equipped with Dynamic Air Regulation:**

<b>CONNECT PELLET</b>	page 16	<b>REVO II</b>	page 34	<b>PARO</b>	page 48
<b>CONNECT PELLET EDGE</b>	page 18	<b>COSMO</b>	page 36	<b>ADUO</b>	page 50
<b>DOMO BACK</b>	page 28	<b>PRIMO 6 kW</b>	page 38	<b>INDUO III</b>	page 52
<b>SONO</b>	page 30	<b>PRIMO 8 kW</b>	page 39		
<b>COMO II</b>	page 33	<b>PELLET INSERT FOR TILED STOVES</b>	page 42		


# AUTOMATIC TIPPING GRATE



## YOUR STOVE ALMOST CLEANS ITSELF.

**RIKA pellet stoves with automatic tipping grate ash removal impress with minimal maintenance.**

The automatic tipping process, which takes place at regular intervals, transports ash from the burning pot directly into the ash drawer. This extends the manual cleaning intervals. The patented RIKA self-cleaning system, an hourly cleaning of the burning pot, also keeps the manual cleaning effort to a minimum.



**The following RIKA stoves are equipped with an automatic tipping grate:**

<b>CONNECT PELLETT</b>	page 16	<b>SONO</b>	page 30	<b>PARO</b>	page 48
<b>CONNECT PELLETT EDGE</b>	page 18	<b>SUMO</b>	page 31	<b>ADUO</b>	page 50
<b>DOMO</b>	page 26	<b>PELLETT INSERT FOR TILED STOVES</b>	page 42	<b>INDUO III</b>	page 52
<b>DOMO BACK</b>	page 28				

# STEPLESS MOTOR


## YOUR STOVE RUNS QUIETLY.

**Motors with permanent drive are used to automatically deliver the pellets into the combustion chamber.**

Thanks to these so-called stepless auger motors, the annoying clicking noise you get with conventional pellet stoves is eliminated. The gearbox runs permanently smoothly and therefore extremely quietly. The permanent monitoring of the auger motor as well as the precise and reliable operation are other significant advantages.

As a premium manufacturer, RIKA exclusively installs the particularly quiet and high-quality, stepless drive in its entire pellet and combi stove portfolio.

**All RIKA pellet stoves, heating inserts and combi stoves are equipped with a stepless motor.**



# TOUCH DISPLAY



## CONTROL YOUR STOVE WITH TOUCH DISPLAY.

RIKA pellet stoves are designed for perfect operation and maximum comfort. This is why all pellet stoves are equipped with an integrated touch display.



- + CLEARLY-STRUCTURED USER INTERFACE
- + EASY OPERATION
- + COMFORTABLE PROGRAMMING OF HEATING TIMES
- + CLEARLY DEFINED SAFETY INSTRUCTIONS

All RIKA pellet stoves, heating inserts and combi stoves are equipped with an integrated touch display.

INNOVATIONS

## RIKA FIRENET 2ND GENERATION



### YOUR STOVE IS GOING ONLINE.

RIKA FIRENET allows you to control and regulate your pellet stove whenever, wherever and however you like – from any PC or mobile device with internet access. Regardless of the operating system or an app.



#### ACCESS VIA THE INTERNET

Simply connect your RIKA stove to your home Wi-Fi using the RIKA FIRENET module. All pellet and combined stoves are compatible with RIKA FIRENET.

#### CONTROL FROM ANYWHERE AT ANY TIME

Control your stove using the web browser, regardless of the operating system or an app. All you need is a user account on the RIKA FIRENET website and you can rely on secure SSL data transfer.



For more information visit [rika.eu](http://rika.eu)

All pellet and combined stoves can be equipped with second generation RIKA FIRENET.


# RIKA VOICE



## YOUR STOVE OBEYS YOUR COMMAND.

With the introduction of RIKA VOICE, the world's first voice control for our stoves, we are once again setting standards in the development of innovative technologies.

With RIKA VOICE your home becomes even smarter. Via Amazon's Alexa Voice Service it becomes very simple to voice-control your RIKA stove\*. All you have to do is ask Alexa to do it. This makes your RIKA stove not just sustainable and efficient, but now also even more convenient.



RIKA VOICE for Amazon Alexa.  
Only in combination with RIKA FIRENET.

### “ALEXA, TURN ON MY STOVE.”

Use Alexa voice instructions in combination with any stove, that is equipped with RIKA FIRENET (optionally), to regulate your RIKA pellet or combi stove by voice. Installed stoves that already have RIKA FIRENET can also be expanded free of charge to include RIKA VOICE.

### “ALEXA, SET MY STOVE TO 22 DEGREES.”

With RIKA VOICE control you will be able to turn your RIKA pellet or combi stove on and off, switch between modes, set the desired heat output or room temperature, and check the current operating status. You can do that at any time and from any location.

INNOVATIONS

## THE RIKA VOICE FAMILY

The following stove models can be operated using RIKA VOICE\*:



For more information visit [rika.eu](http://rika.eu)

<b>CONNECT PELLETT</b>	page 16	<b>COMO II</b>	page 33	<b>PRIMO 8 kW</b>	page 39
<b>CONNECT PELLETT EDGE</b>	page 18	<b>REVO II</b>	page 34	<b>PELLET INSERT FOR TILED STOVES</b>	page 42
<b>DOMO</b>	page 26	<b>CORSO</b>	page 35	<b>INTERNO</b>	page 44
<b>DOMO BACK</b>	page 28	<b>COSMO</b>	page 36	<b>PARO</b>	page 48
<b>SONO</b>	page 30	<b>LIVO</b>	page 37	<b>ADUO</b>	page 50
<b>SUMO</b>	page 31	<b>PRIMO 6 kW</b>	page 38	<b>INDUO III</b>	page 52
<b>FILO</b>	page 32				

\*Only in combination with RIKA FIRENET.

# RIKA MULTIAIR



## HEAT UP TO THREE ROOMS SIMULTANEOUSLY.

### SAVOUR THE FIRE

RIKA stoves bring comfortable warmth to your home – it's much too good to use it only in one room! With RIKA MULTIAIR, we have created a technology that gets the best out of every flame. So you can heat up to three rooms at the same time using just a single stove.

### TRIPLE USE OF HEAT

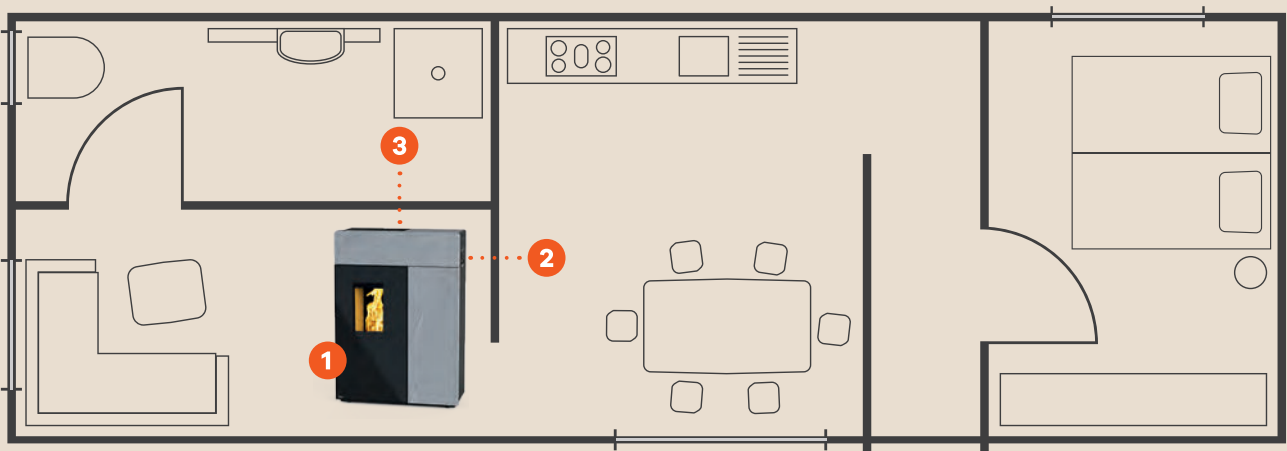
RIKA MULTIAIR transports the heated air through connection pipes from the stove to two other rooms, which are heated using the convection air. The room where the stove is positioned is heated primarily by radiant heat and natural convection.

### EXTREMELY QUIET HEATING

The RIKA MULTIAIR fan works very quietly. As a result, the stove with RIKA MULTIAIR system can be positioned in any room without restrictions.



### EXAMPLE POSITIONING OF THE STOVE



INNOVATIONS



For more information  
visit [rika.eu](http://rika.eu)



## MULTIAIR DESIGN OUTLET

The innovative MULTIAIR technology is getting a new modern look and blends into your home even more beautifully.

The heat is distributed by the MULTIAIR design outlet evenly in the rooms. This new product is now available from your RIKA dealer and can also be used with existing MULTIAIR stoves.



White

Black

**THE MULTIAIR DESIGN  
OUTLET BLENDS  
DISCREETLY INTO ITS  
AMBIANCE.**

The following RIKA stoves can be equipped with RIKA MULTIAIR:

STOVE TYPE	MULTIAIR	MULTIAIR-POWER* in kW	MULTIAIR-AIR VOLUME* in m <sup>3</sup> /h	
<b>CONNECT PELLETT</b>	2 x optional	0,6 - 4,0	50 - 170	page 16
<b>DOMO</b>	2 x optional	0,5 - 4,3	40 - 170	page 26
<b>DOMO BACK</b>	2 x optional	0,5 - 3,7	55 - 200	page 28
<b>SONO</b>	1 x optional	0,6 - 1,8	40 - 75	page 30
<b>SUMO MULTIAIR</b>	1 x standard	1,0 - 2,5	65 - 95	page 31
<b>PRIMO 6 KW</b>	1x standard, 2x optional	0,6 - 2,8	50 - 170	page 38
<b>PRIMO 8 KW</b>	1x standard, 2x optional	0,6 - 4,0	50 - 170	page 39
<b>PELLETT INSERT FOR TILED STOVES</b>	2 x optional	0,5 - 3,4	55 - 185	page 42
<b>PARO</b>	2 x optional	0,5 - 4,0	50 - 190	page 48
<b>ADUO</b>	2 x optional	0,5 - 4,0	50 - 180	page 50
<b>INDUO III</b>	2 x optional	0,5 - 4,0	50 - 180	page 52

\* with a two metre MULTIAIR line in combination with RIKA design outlet, values may differ in practice.

# RIKA CONFIGURATOR

## CONFIGURE YOUR PERSONAL DREAM STOVE - WITH JUST A FEW CLICKS

### WHICH STOVE MAKES A „CLICK“?

Choose your dream stove and design it easily in the online configurator. Depending on the model, you can customise side panels, flue pipe connections, base plates, accessories and add-on elements.

You can then share your configuration on social media and download it as a PDF. Your configuration is also assigned an individual code that you can use to access and plan it further at any time.

### VIEW YOUR STOVE VIRTUALLY IN YOUR OWN HOME

Once you have optimally configured your stove, you can virtually place it in your own home as a 3D model via the augmented reality function on your smartphone or tablet.

The stove can be moved around the room and viewed from a variety of perspectives. The configurator thus supports your imagination in a simple and playful way and helps you to plan the room.

1



Call up the configurator by scanning the QR code or go directly to [configurator.rika.eu](http://configurator.rika.eu)

3




Click on the Augmented Reality (AR) symbol. Depending on the end device, a QR code for scanning or directly the button for AR view appears.

2



Select your stove and configure it according to your personal requirements.

4



View the configured stove in your own four walls and be inspired.





Pictures: © FORT 07

Private house | Wavre, Belgium

**Stove:** RIKA CONNECT PELLETT, RIKA INTERNO

## LIVING AND WORKING IN A MANSION

The inviting atmosphere and pleasant warmth of the pellet stove in Olivier's kitchen-living room are appreciated by his family and clients alike. In the creative and retreat room, the pellet heating insert breathes new life into the disused open fireplace and gives it a modern charm.

Chalet village | Mühlviertel, Austria

**Stove:** RIKA LOOK

## FOREST HOLIDAY IN THE RAMENAI

Günter implemented his idea of a restrained, mindful life in his „Bohemian Forest village“ in a stylishly rustic way. The total of seven RIKA stoves bring cosiness to his huts and provide his guests with unforgettable feel-good moments.

#RIKA FEELING



Read more on  
[rika.eu/blog/news](https://rika.eu/blog/news)



Pictures: © Markus Kohlmayr

Private house | Waldviertel, Austria  
**Stove:** RIKA DOMO

## WEEKEND IN THE WALDVIERTEL

Barbara and Sebastian live their lives consciously and prefer to spend their free time in their holiday home. There they find a balance to their challenging professional lives, enjoy nature and tranquillity. When heating with their pellet stove, they are particularly impressed by its efficiency and comfort.



Pictures: © Ramenai.at

# MODULAR PELLET AND WOOD-BURNING STOVES

**WE THINK STOVES AHEAD.  
MODULAR HEATING FURNITURE  
FOR INDIVIDUAL REQUIREMENTS.**





**+  
INDIVIDUAL  
CREATIVE FREEDOM**

There are no limits to your creativity. The modular system allows for a vast range of different heating furniture versions.

**+  
HIGH LEVEL OF  
FLEXIBILITY**

The modules are expandable and can be realigned or rearranged at any time. They dynamically adapt to changes in your living space.

**+  
VARIOUS  
ADAPPTIONS**

Individual elements are available in different materials and with a variety of surfaces. They blend harmoniously into any interior design.

**+  
MAXIMUM  
COMFORT**

Innovative technologies make heating a pleasure. Simple operation and automated processes quickly provide pleasant warmth.

**+  
ENVIRONMENTALLY  
FRIENDLY HEATING**

By using wood as a renewable resource, pellet and wood-burning stoves can be operated carbon neutral.

**+  
HIGH  
QUALITY OF LIFE**

A stove brings people together. The radiant heat of a pellet or wood-burning stove has a positive effect on well-being. It creates an atmosphere of relaxation and recreation.

# CONNECT PELLET

MODULAR STOVES



## MORE POSSIBILITIES. MORE FEEL-GOOD FACTOR. MORE THAN A STOVE.

The individual stove modules' different shapes and features, materials and surfaces allow for a holistic living room design that places the fire all the more effectively in the centre.

The choice between two pellet container sizes and one or two MULTIAIR connections adds to the numerous advantages of the RIKA pellet heating technology.



F22 Aluminium black



F38 Aluminium black

Dimensions	H x W x D
CONNECT PELLET/F22	1210 x 660 x 420 mm
CONNECT PELLET/F38	1210 x 845 x 420 mm

<b>Heating output</b>	2,5 – 8 kW
-----------------------	------------

<b>MULTIAIR-Power*</b>	0,6 – 4,0 kW
------------------------	--------------

Capacity	
CONNECT PELLET/F22	34 l/-22 kg
CONNECT PELLET/F38	58 l/-38 kg

<b>Body</b>	black
-------------	-------

**Side panels**  
Aluminium black

**Details on page 81 or in the  
stove configurator on [configurator.rika.eu](http://configurator.rika.eu)**

**Details for**  
RIKA DAR on page 4  
RIKA FIRENET on page 6  
RIKA VOICE on page 7  
RIKA MULTIAIR on page 8

\* Version MULTIAIR



The retractable touch display ensures a clear, linear design.



Combination shown


# CONNECT PELLET EDGE

MODULAR STOVES



## EVEN MORE BEAUTIFUL WITH CORNER VIEW.

CONNECT PELLET EDGE with corner view accentuates the diversity of the CONNECT system and is an absolute speciality among modular pellet stoves. The corner view – optionally on the left or right side – not only opens up an exceptionally generous view of the fire, but also completely new dimensions in interior design. Whether it's on the wall, as a room divider or corner solution – with a bit of creativity, CONNECT PELLET EDGE with corner view, including variable add-on parts and accessories, can be individualised in a stylish and practical way at the same time.



E26 Aluminium black



E40 Aluminium black



E26 Aluminium black



E40 Aluminium black



Combination shown

Dimensions	H x W x D
CONNECT PELLET/E26	1210 x 660 x 420 mm
CONNECT PELLET/E40	1210 x 845 x 420 mm

Heating output	2,5 – 8 kW
----------------	------------

Capacity	
CONNECT PELLET/E26	40 l/~26 kg
CONNECT PELLET/E40	61 l/~40 kg

Body	black
------	-------

**Side panels**  
Aluminium black

**Details on page 81 or in the stove configurator on [configurator.rika.eu](http://configurator.rika.eu)**

### Details for

RIKA DAR on page 4  
RIKA FIRENET on page 6  
RIKA VOICE on page 7



When not in use, the touch display can be invisibly retracted into the body.

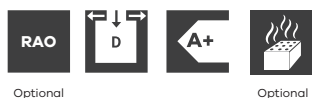
# CONNECT WOOD

MODULAR STOVES



## ENDLESS: WARMTH AND DESIGN.

The CONNECT WOOD elements in a wide variety of designs and combinations can be harmoniously integrated into any style of living. The stove bench with cushion creates a cosy atmosphere and, with the optional storage package, invites you to enjoy the cosy warmth for hours. Its corner view provides exceptional perspectives on the dancing flames.



Steel black



Steel black with storage package



Combination shown

Dimensions	H x W x D
CONNECT WOOD	1340 x 420 x 420
WITH STORAGE PACKAGE	1695 x 420 x 420

**Heating output** 4 - 8 kW

### Thermal storage capacity (optional)

Flue pipe connection top	75 kg
Flue pipe connection side / rear	60 kg

**Body** black

### Side panels

Steel black

Details on page 81 or in the stove configurator on [configurator.rika.eu](http://configurator.rika.eu)

# ADD-ON ELEMENTS

## INFINITE POSSIBILITIES.

### + VARIETY OF VERSIONS

The modular principle of CONNECT opens up a new world of interior design that takes individuality into account. Complement your stove with our add-on elements to suit your ideas:

- Cupboards in 2 widths and 3 heights
- Benches in 2 widths
- Rear panels
- Inserts
- Decorative doors in 4 standard designs or custom-made
- Drawers in decor oak or nut
- Cushions in 6 different colours


## CREATE MORE STORAGE SPACE AND A PLEASANT AMBIENCE

MODULAR STOVES



### + Choose your cushion color from 6 timeless cover options:


With cushions, you can turn the CONNECT bench into an elegant and comfortable place to sit.



Dark brown leather



Vintage leather




Black fabric



Light grey fabric\*



Beige fabric




Dark green fabric


\*Colour deviations may occur in repeat orders due to different production batches. These do not constitute a reason for complaint.

## + INDIVIDUAL ADD-ON ELEMENTS

Cupboards and benches can be easily and variably adapted to your needs and personal style of living. Cupboards are available in two widths (30 cm and 42 cm) and three heights (121 cm, 134 cm and 170 cm) and can be combined with rear panels, inserts and decorative doors (four standard decors or custom-made). Likewise the benches, which are available in two widths (42 cm and 78 cm).



### Choose from 4 modern decor versions:



### More elements:



Drawer insert for bench (only available in decor oak or decor nut)



With the corner base you create additional storage space fillable from the top



Optional cover for elegant connection to the wall

## + DECORATIVE DOORS ACCORDING TO YOUR WISH

Do you want to customise it even more? We will provide you with the necessary sketches and fittings to make your own personal doors.



# PELLET STOVES

**WE LIKE TO KEEP IT SIMPLE.  
A COSY FIRE WITH FULLY  
AUTOMATIC CONVENIENCE.**





### **+ MAXIMUM CONVENIENCE**

The touch display allows intuitive control of all functions. The accessories RIKA FIRENET and RIKA VOICE make controlling your pellet stove very simple.

### **+ LOW POWER CONSUMPTION**

The components of the RIKA pellet stoves are designed for minimal power consumption. This is approx. 20 watt in routine heating mode.

### **+ CONVENIENT PELLET RESUPPLY**

RIKA pellet stoves have large pellet containers for long refilling intervals. Large openings make refilling convenient.

### **+ MINIMAL EFFORT**

The periodic self-cleaning system with tipping grate ash removal automatically dumps ash residue into the ash container.

### **+ TRIPLE THE USE OF HEAT\***

RIKA MULTIAIR allows the heated air to be channelled into up to two additional rooms.

### **+ EXTREMELY QUIET OPERATION**

Continuous pellet feed, optimal flue gas management and the absence of a convection fan minimise operating noise. Thanks to the variable auger motor, the intermittent noise of conventional pellet stoves is avoided.

### **+ FAST IGNITION**

The ceramic ignition system allows particularly fast ignition and a long, low-maintenance service life.

### **+ ENVIRONMENTALLY FRIENDLY HEATING**

The use of a renewable raw material in the form of pellets allows a pellet stove to be operated on a CO<sub>2</sub>-neutral basis.

### **+ NATURAL HEAT DISTRIBUTION WITHOUT DUST TURBULENCE**

The heating air distribution by radiant and natural convection heat produces neither dust turbulence nor noise.

\*depending on model

# DOMO

PELLET STOVES



## HIGH-TECH IN PERFECT FORM.

DOMO's interior is as compelling as its exterior: behind its attractive geometry are concealed all of our innovations, such as the electronic door opener, the extra large pellet container, the automatic tipping grate ash removal, and much more. It is the "best of RIKA" – combined in one stove.



White stone



Soapstone



Decor glass black



Steel black



Decor white

<b>Dimensions</b>	H x W x D 1121 x 793 x 432 mm
-------------------	----------------------------------

<b>Heating output</b>	3 – 10 kW
-----------------------	-----------

<b>MULTIAIR-Power*</b>	0,5 – 4,3 kW
------------------------	--------------

<b>Capacity</b>	76 l/~50 kg
-----------------	-------------

<b>Body</b>	black
-------------	-------

### Side panels

White stone, Soapstone, Steel black,  
Decor white, Decor glass black

**Details on page 81 or in the  
stove configurator on [configurator.rika.eu](http://configurator.rika.eu)**

### Details for

RIKA FIRENET on page 6

RIKA VOICE on page 7

RIKA MULTIAIR on page 8

\* Version MULTIAIR



reddot award 2016  
winner

# DOMO BACK

PELLET STOVES



## FUNCTIONAL BAKING PRO.

Baking to perfection – this is child’s play with the new DOMO BACK. The combination of the best-selling pellet stove DOMO and the wood-burning stove BACK offers not only all the amenities of the pellet mode but also, thanks to the individual temperature control via the touch display of the integrated baking compartment, controlled baking according to the recipe.



Optional      Optional      Optional



White stone



Soapstone

<b>Dimensions</b>	H x W x D 1370 x 772 x 428 mm
<b>Heating output</b>	3 – 10 kW
<b>MULTIAIR-Power*</b>	0,5 – 3,7 kW
<b>Capacity</b>	56 l/~36 kg
<b>Body</b>	black

### Side panels

White stone, Soapstone

Details on page 81 or in the stove configurator on [configurator.rika.eu](http://configurator.rika.eu)

### Details for

RIKA DAR on page 4

RIKA FIRENET on page 6

RIKA VOICE on page 7

RIKA MULTIAIR on page 8

\* Version MULTIAIR



## NOT JUST VISUALLY A "LITTLE" HIGHLIGHT.

The SONO is impressive for its space-saving dimensions and exceptional design. Despite its compact construction it contains all of the RIKA innovations, such as the large pellet container, the automatic tipping grate ash removal, the touch display, and much more. If additionally equipped with RIKA FIRENET, the SONO can be controlled via RIKA VOICE.



Optional

Optional

Optional

Optional

Dimensions	H x W x D
SONO	1051 x 694 x 390 mm
SONO RAO	1051 x 694 x 470 mm

<b>Heating output</b>	2,5 – 7 kW
-----------------------	------------

<b>MULTIAIR-Power*</b>	0,6 – 1,8 kW
------------------------	--------------

<b>Capacity</b>	39 l/-25 kg
-----------------	-------------

<b>Body</b>	black
-------------	-------

### Side panels

White stone, Soapstone,  
Aluminium black

**Details on page 81 or in the  
stove configurator on [configurator.rika.eu](http://configurator.rika.eu)**

### Details for

RIKA DAR on page 4

RIKA FIRENET on page 6

RIKA VOICE on page 7

RIKA MULTIAIR on page 8

\* Version MULTIAIR

# SUMO



PELLET STOVES

## LONG-LASTING JOY WATCHING THE FLAMES DANCE.

Enjoy the calmingly quiet, natural dancing flames – for a long time: thanks to SUMO’s extra-large pellet container there’s no need to think about the next refill for a while. The automatic tipping grate ash removal and lots more ideas from RIKA ensure a special kind of comfort. There’s hardly a more beautiful and relaxed way to heat your home.



Version

Version

Optional

Optional

<b>Dimensions</b>	H x W x D 1148 x 520 x 585 mm
<b>Heating output</b>	2,7 – 9 kW
<b>MULTIAIR-Power*</b>	1,0 – 2,5
<b>Capacity</b>	SUMO 69 l/~45 kg SUMO RAO 46 l/~30 kg SUMO MULTIAIR 56 l/~37 kg
<b>Body</b>	black

### Side panels

Decor white, Decor rust effect metallic, Decor rust effect, Decor slate black, Decor glass black, Aluminium black

**Details on page 81 or in the stove configurator on [configurator.rika.eu](http://configurator.rika.eu)**

### Details for

RIKA FIRENET on page 6  
RIKA VOICE on page 7  
RIKA MULTIAIR on page 8

\* Version MULTIAIR



## SIMPLE YET VERSATILE.

Classy slate or cool glass, exciting rust effect or a classic black aluminium casing: whatever style you're yearning for – the FILO will reflect that. The simple yet elegant cubic design gives the fire centre stage without being ostentatious.



<b>Dimensions</b>	H x W x D 1069 x 520 x 585 mm
-------------------	----------------------------------

<b>Heating output</b>	2,5 – 8 kW
-----------------------	------------

<b>Capacity</b>	
FILO	60 l/~40 kg
FILO RAO	40 l/~26 kg

<b>Body</b>	black
-------------	-------

### Side panels

Decor white, Decor rust effect metallic, Decor rust effect, Decor slate black, Decor glass black, Aluminium black

**Details on page 81 or in the stove configurator on [configurator.rika.eu](http://configurator.rika.eu)**

### Details for

RIKA FIRENET on page 6  
RIKA VOICE on page 7

# COMO II



PELLET STOVES

## SIMULTANEOUSLY TIMELESS AND MODERN.

Minimalistic, simple, and yet distinctive: COMO II is an aesthetic that will never get old. The broad, gentle play of the flames is exceptionally quiet, and the body is available with high-quality side panels. Upon request, it can be equipped with RIKA FIRENET and controlled via RIKA VOICE.



---

<b>Dimensions</b>	H x W x D 1033 x 505 x 556 mm
-------------------	----------------------------------

---

<b>Heating output</b>	2,5 – 8 kW
-----------------------	------------

---

<b>Capacity</b>	
COMO II	51 l/-33 kg
COMO II RAO	34 l/-22 kg

---

<b>Body</b>	black
-------------	-------

---

**Side panels**  
White stone, Soapstone

**Details on page 81 or in the stove configurator on [configurator.rika.eu](http://configurator.rika.eu)**

---

**Details for**  
RIKA DAR on page 4  
RIKA FIRENET on page 6  
RIKA VOICE on page 7

---

# REVO II

PELLET STOVES



## THE ART OF LESS.

Simplicity is the essence of elegance. Our REVO II pellet stove is the most beautiful proof of this. Modest, aesthetic forms surrounded by strong natural stone. This brings together what we have always felt belongs together – cosy heat and reduced design. If additionally equipped with RIKA FIRENET, the REVO II can be controlled via RIKA VOICE.



<b>Dimensions</b>	H x W x D 1090 x 532 x 578 mm
-------------------	----------------------------------

<b>Heating output</b>	2,5 – 8 kW
-----------------------	------------

<b>Capacity</b>	
REVO II	60 l/-39 kg
REVO II RAO	39 l/-25 kg

<b>Body</b>	black
-------------	-------

**Side panels**  
White stone, Soapstone

**Details on page 81 or in the stove configurator on [configurator.rika.eu](http://configurator.rika.eu)**

**Details for**  
RIKA DAR on page 4  
RIKA FIRENET on page 6  
RIKA VOICE on page 7

# CORSO



PELLET STOVES

## BEAUTY WITHOUT CORNERS OR EDGES.

Discover a new form of fire: the circular footprint of CORSO is emphasised by the curved panoramic window. Despite the slim design, it has a surprisingly large pellet container with a capacity of approximately 30 kg.

---

<b>Dimensions</b>	H x W x D 1196 x 520 x 520 mm
-------------------	----------------------------------

---

<b>Heating output</b>	2,5 – 8 kW
-----------------------	------------

---

<b>Capacity</b>	46 l/-30 kg
-----------------	-------------

---

<b>Body</b>	black
-------------	-------

---

**Side panels**  
Aluminium black

**Details on page 81 or in the stove configurator on [configurator.rika.eu](http://configurator.rika.eu)**

---

**Details for**  
RIKA FIRENET on page 6  
RIKA VOICE on page 7

---



Optional

Optional

# COSMO

PELLET STOVES



## AN ALL-ROUND SOLUTION.

The classic round shape, reinterpreted. With its slim footprint and white side panels, it can be integrated with particular elegance into any home. The large pellet container and integrated touch display make it especially user-friendly.



---

<b>Dimensions</b>	H x W x D 1121 x 520 x 520 mm
-------------------	----------------------------------

---

<b>Heating output</b>	2,5 – 6 kW
-----------------------	------------

---

<b>Capacity</b>	39 l/-25 kg
-----------------	-------------

---

<b>Body</b>	black
-------------	-------

---

**Side panels**  
Aluminium white, Aluminium black

**Details on page 81 or in the stove configurator on [configurator.rika.eu](http://configurator.rika.eu)**

---

**Details for**  
RIKA DAR on page 4  
RIKA FIRENET on page 6  
RIKA VOICE on page 7

---



## SIMPLY BEAUTIFUL, SIMPLY DIFFERENT.

It is the little refinements that make the LIVO stand out decisively from other pellet stoves: its pellet container is visually distinct from the body, the individual components are clearly highlighted in the design. This is fire in a new form – with all of the RIKA advantages.



Optional

Optional

Optional

Dimensions	H x W x D
LIVO	1020 x 482 x 513 mm
LIVO RAO	1020 x 571 x 534 mm

<b>Heating output</b>	2,5 – 6 kW
-----------------------	------------

<b>Capacity</b>	31 l/-20 kg
-----------------	-------------

<b>Body</b>	black
-------------	-------

### Side panels

Aluminium black

Details on page 81 or in the stove configurator on [configurator.rika.eu](http://configurator.rika.eu)

### Details for

RIKA FIRENET on page 6

RIKA VOICE on page 7

# PRIMO 6 KW

PELLET STOVES



## SIMPLY GOOD.

PRIMO stands for sympathetic restraint without compromising on quality and functionality. Its straightforward design and black steel panelling give it a timeless industrial look. It impresses with its intuitive ease of use and fully automatically controlled air supply, which ensures maximum efficiency and low emissions. Available in two sizes, the PRIMO pellet stove is a top performer: the 6 KW version is designed for smaller living spaces, and with a heat output of 8 KW, PRIMO is able to heat large rooms with ease. The capacity of the pellet hopper and the height of the stove also vary according to the heat output. As a MULTIAIR model, PRIMO can also provide cosy warmth in up to two other adjoining rooms.



### PRIMO 6 KW

**Dimensions** H x W x D  
1007 x 496 x 520 mm

**Heating output** 2,5 – 6 kW

**MULTIAIR-Power\*** 0,6 - 2,8 kW

**Capacity**  
PRIMO 6 kW 47 l /~30 kg  
PRIMO MULTIAIR 6 kW 30 l /~19 kg  
PRIMO RAO 6 kW 30 l /~19 kg

**Body** black

**Side panels** Aluminium black

**Details on page 81 or in the stove configurator on [configurator.rika.eu](http://configurator.rika.eu)**

#### Details for

RIKA DAR on page 4  
RIKA FIRENET on page 6  
RIKA VOICE on page 7  
RIKA MULTIAIR on page 8

\* Version MULTIAIR

# PRIMO 8 KW



## PRIMO 8 KW

---

<b>Dimensions</b>	H x W x D 1095 x 496 x 520 mm
-------------------	----------------------------------

---

<b>Heating output</b>	2,5 – 8 kW
-----------------------	------------

---

<b>MULTIAIR-Power*</b>	0,6 - 4,0 kW
------------------------	--------------

---

<b>Capacity</b>	
PRIMO 8 kW	55 l /~36 kg
PRIMO MULTIAIR 8 kW	35 l /~23 kg
PRIMO RAO 8 kW	35 l /~23 kg

---

<b>Body</b>	black
-------------	-------

---

<b>Side panels</b>	Aluminium black
--------------------	-----------------

---

**Details on page 81 or in the stove configurator on [configurator.rika.eu](http://configurator.rika.eu)**

### Details for

RIKA DAR on page 4

RIKA FIRENET on page 6

RIKA VOICE on page 7

RIKA MULTIAIR on page 8

---

\* Version MULTIAIR

# HEATING INSERTS

**WE RESPECT RESTRAINT.  
WARMTH, HARMONY AND CHARM  
COMBINED WITH THE LATEST TECHNOLOGY.**





## **+ FULLY AUTOMATIC OPERATION**

State-of-the-art pellet technology offers every convenience - from continuous pellet delivery to automatic air supply, the combustion regulates itself and gets the most out of the fuel.

## **+ SEAMLESS INTEGRATION**

Heating inserts are installed directly in the wall element. With their discreet appearance, they blend harmoniously into the surrounding and draw the eye directly to the dancing flames.

## **+ SUSTAINABLE HEAT**

The pioneering combustion technology of RIKA heating inserts ensures long-term environmentally friendly operation and the lowest possible emissions. The fuel wood is climate neutral, regrows and comes from regional production.

## **+ EFFICIENT HEATING**

Heating inserts are very economical to run: the optimised, automatic combustion process, the minimum power consumption of approx. 20 watts in regular heating mode and the possibility of heating several rooms using RIKA MULTIAIR (depending on the model) result in the lowest possible costs while at the same time providing great benefits.

## **+ USER-FRIENDLY CONTROL**

The operation is simple and intuitive via touch display and, if you like, by online or voice control. This guarantees maximum convenience and enables heating any time wherever you are.

## **+ MINIMAL NOISE**

Thanks to the stepless auger motor and no convection fan RIKA heating inserts are very quiet in operation.

# PELLET INSERT FOR TILED STOVES

HEATING INSERTS



## FIT FOR THE FUTURE - WITH YOUR FULLY AUTOMATIC TILED STOVE.

The RIKA pellet insert for tiled stoves provides your stove with a modern, high-performance heart, while the visual appearance and traditional charm are retained.

The PELLET INSERT FOR TILED STOVES is impressively simple to operate while being efficient and environmentally friendly. The pellet technology offers maximum comfort with minimal effort.



<b>Dimensions</b>	H x W x D
INSTALLATION DIMENSIONS	1098 x 475 x 723 mm

<b>Heating output</b>	2,5 – 8 kW
-----------------------	------------

<b>MULTIAIR-Power*</b>	0,5 – 3,4 kW
------------------------	--------------

<b>Capacity</b>	27 l/-18 kg
-----------------	-------------

<b>Body</b>	black
-------------	-------

### Details for

RIKA DAR on page 4

RIKA FIRENET on page 6

RIKA VOICE on page 7

RIKA MULTIAIR on page 8

\* Version MULTIAIR



- + CONSTANT HEAT OUTPUT
- + ERGONOMIC FILLING HEIGHT
- + EASY OPERATION
- + IGNITION AT THE PRESS OF A BUTTON
- + TARGETED HEAT DISTRIBUTION
- + EASY TO CLEAN
- + NO CARRYING OF WOOD
- + HEATING WITH TIME CONTROL
- + SIGNIFICANTLY HIGHER EFFICIENCY
- + IMPRESSIVELY LOW EMISSIONS
- + MULTIAIR OPTIONAL
- + RIKA VOICE OPTIONAL

## BREATHES NEW LIFE INTO TILED FIREPLACES

Tiled fireplaces and other wood stoves that were built between 1985 and 1994 and are no longer permitted for further operation due to their high emission values must be retrofitted or replaced by December 2020, at the latest. Since 2021, appliances built between 1995 and 21 March 2010 have been affected.

### THE UNDERLYING REGULATION IN GERMANY IS THE FIRST BIMSCHV\*

To comply with the First General Administrative Regulation Pertaining the Federal Immission Control Act, you can easily retrofit your tiled fireplace with the PELLET INSERT FOR TILED FIREPLACES. The good thing is: you then have a more powerful stove that offers all the comfort of pellet operation and even falls below the strict emission limits of the First BImSchV.

With the RIKA pellet insert for tiled fireplaces your stove is given a powerful core while its outer appearance with its traditional charm is maintained. The pellet stove impresses through its simple operation, efficiency and excellent environmental compatibility. Its pellet technology offers maximum comfort with minimum effort.

The PELLET INSERT FOR TILED FIREPLACES is easily integrated into your existing tiled fireplace and operated fully automatically: ignition at the push of a button, automatic conveying of pellets into the fire chamber, mobile control via your smartphone. Your new stove now provides efficient, continuous heating performance.

\* 1st BImSchV = 1st Regulation of the Federal Immission Control Act

# INTERNO

HEATING INSERTS



## PURIST DESIGN THAT CAPTURES THE IMAGINATION.

The INTERNO is equipped with state-of-the-art technology, is conveniently filled from the front, and its timeless design makes it a typical RIKA innovation.



---

<b>Dimensions</b>	H x W x D
INSTALLATION DIMENSIONS	560 x 690 x 510 mm
DIMENSIONS slim frame	616 x 780 x 580 mm
DIMENSIONS wide frame	686 x 920 x 580 mm

---

<b>Heating output</b>	2,5 – 7 kW
-----------------------	------------

---

<b>Capacity</b>	36 l/-20 kg
-----------------	-------------

---

<b>Body</b>	black
-------------	-------

---

### Side panels

Steel black

**Details on page 81 or in the stove configurator on [configurator.rika.eu](http://configurator.rika.eu)**

---

### Details for

RIKA FIRENET on page 6

RIKA VOICE on page 7

---

# COMBI STOVES

**WE APPRECIATE VERSATILITY.  
WHETHER WOOD LOGS OR  
PELLETS – OUR COMBI STOVES  
CAN DO BOTH.**





### **+ AUTOMATIC FUEL RECOGNITION**

If the log fire goes out, the stove automatically switches over to pellets when no one is there to add more wood logs – no need for changing equipment or switching modes, it just keeps on working.

### **+ EXTREMELY QUIET OPERATION**

Continuous pellet feed and optimal flue gas management minimise operating noise. Thanks to the variable auger motor, the intermittent noise of conventional pellet stoves is avoided.

### **+ MAXIMUM INDEPENDENCE**

In the event of a power failure, heating is possible in wood log mode even without power.

### **+ TRIPLE THE USE OF HEAT\***

RIKA MULTIAIR allows the heated air to be channelled into up to two additional rooms.

### **+ MINIMAL EFFORT**

The periodic self-cleaning system with tipping grate ash removal automatically dumps ash residue into the ash container.

### **+ NATURAL HEAT DISTRI- BUTION WITHOUT DUST TURBULENCE**

The heating air distribution by radiant and natural convection heat produces neither dust turbulence nor noise.

### **+ FAST IGNITION**

The ceramic ignition system allows particularly fast ignition and a long, low-maintenance service life.

### **+ LOW POWER CONSUMPTION**

The components of the RIKA pellet stoves are designed for minimal power consumption. This is approx. 20 watt in routine heating mode.

### **+ MAXIMUM CONVENIENCE**

The touch display allows intuitive control of all functions. The accessories RIKA FIRENET and RIKA VOICE make controlling your combi stove very simple.

\*depending on model

# PARO

COMBI STOVES



## HEAT AND LIVE AS YOU LIKE.

Combining the advantages of both fuels in one aesthetic and functional stove is a speciality of RIKA. PARO unites the DUAL HEATING SYSTEM with ease of use, a new design and fast ignition. What more could you want?



White stone



Soapstone



Steel black

---

<b>Dimensions</b>	H x W x D
PARO	1132 x 788 x 506 mm

---

<b>Heating output</b>	2,5 – 8 kW
-----------------------	------------

---

<b>MULTIAIR-Power</b>	0,5 - 4,0 kW
-----------------------	--------------

---

<b>Capacity</b>	47 l/-30 kg
-----------------	-------------

---

<b>Body</b>	black
-------------	-------

---

### Side panels

White stone, Soapstone,  
Steel black

**Details on page 81 or in the  
stove configurator on [configurator.rika.eu](http://configurator.rika.eu)**

---

### Details for

RIKA DAR on page 4

RIKA FIRENET on page 6

RIKA VOICE on page 7

RIKA MULTIAIR on page 8

RIKATRONIC3 on page 56

---

# ADUO

COMBI STOVES



## TWO WORLDS BECOME ONE. THE ALL-ROUNDER FROM RIKA.

Logs or pellets – ADUO can do both. Comfort and heat at the touch of a button have become a reality. Combined with efficiency and environmental friendliness, heating becomes pure pleasure. ADUO leaves nothing to be desired.



White stone



Soapstone



Steel black

---

<b>Dimensions</b>	H x W x D
ADUO	1124 x 796 x 491 mm

---

<b>Heating output</b>	2,5 – 8 kW
-----------------------	------------

---

<b>MULTIAIR-Power</b>	0,5 - 4,0 kW
-----------------------	--------------

---

<b>Capacity</b>	47 l/-30 kg
-----------------	-------------

---

<b>Body</b>	black
-------------	-------

---

### Side panels

White stone, Soapstone, Steel black

**Details on page 81 or in the stove configurator on [configurator.rika.eu](http://configurator.rika.eu)**

---

### Details for

RIKA DAR on page 4

RIKA FIRENET on page 6

RIKA VOICE on page 7

RIKA MULTIAIR on page 8

RIKATRONIC3 on page 56

---

# INDUO III

COMBI STOVES



## DUAL HEATING OF THE NEW GENERATION.

The INDUO III impresses with its modern design and advanced, high-performance technology. The clean lines and gently rounded edges lend it elegance, while the large viewing window perfectly showcases the flames. This combi stove offers high flexibility, as it can be fueled not only with pellets but also with logs up to 33 cm in length. With new features such as Dynamic Air Regulation (DAR) and MULTIAIR, it provides optimal, efficient heating performance. The convenient online and voice control makes it not only a visual highlight but also a functional one in any home.



**black**  
**White stone**



**black**  
**Soapstone**

---

<b>Dimensions</b>	H x W x D 1145 x 855 x 494 mm
-------------------	----------------------------------

---

<b>Heating output</b>	3 – 10 kW
-----------------------	-----------

---

<b>Capacity</b>	48 l/-31 kg
-----------------	-------------

---

<b>Body</b>	black
-------------	-------

---

**Side panels**  
Soapstone, White stone

**Details on page 81 or in the stove configurator on [configurator.rika.eu](http://configurator.rika.eu)**

---

**Details for**  
RIKA DAR on page 4  
RIKA FIRENET on page 6  
RIKA VOICE on page 7  
RIKA MULTIAIR on page 8  
RIKATRONIC3 on page 56

---

# WOOD- BURNING STOVES

**WE LIKE IT TRADITIONAL.  
A CLASSIC FLICKERING FIRE CREATES  
AN ATMOSPHERIC AMBIENCE.**





### **+ INTELLIGENT HEAT AND MAXIMUM CONVENIENCE\***

RIKATRONIC3 and RIKATRONIC4 offer the full convenience programme, with automatically regulated air feed, fully automatic combustion control and display of the ideal time to add more wood logs.

### **+ ENVIRONMENTALLY FRIENDLY HEATING\***

The use of the renewable raw material wood allows a wood-burning stove to be operated on a CO<sub>2</sub>-neutral basis. The RIKATRONIC automatic combustion regulation saves up to 50% wood (compared to inexpert manual operation).

### **+ SPATIAL FLEXIBILITY**

Thanks to the simple installation and disassembly, a wood-burning stove is also suitable for rooms where it is not possible to install a permanent fireplace such as e.g. a tiled stove.

### **+ ERGONOMIC, SIMPLE TO USE\***

The one-hand operation allows you to control your stove conveniently.

### **+ INCOMPARABLE ATMOSPHERE**

The harmonious flame pattern and the typical crackling of wood logs generate a pleasant atmosphere in the room. A wood-burning stove is far more than just a heating system.

### **+ PLEASANT WARMTH**

Wood-burning stoves get hot faster and rapidly fill the room with pleasant radiant heat.

\*depending on model



## INSERT THE WOOD, IGNITE IT AND ENJOY THE WARMTH.

The RIKATRONIC3 electronic stove controller automatically regulates the burn rate and combustion air, and indicates the best time to add more wood logs. This reduces wood consumption by up to 50 percent\*.

### EFFICIENT CONTROL AND REGULATION

The sensor-based RIKATRONIC3 controller works to achieve greater efficiency, less emissions and the best use of wood with up to 50 percent\* less fuel consumption compared to manual operation.

### SAVE USING ECO MODE

Once the room is pleasantly warm you can activate Eco mode by pressing the RIKATRONIC button. In Eco mode, the air supply is regulated to reduce fuel consumption.

### CONVENIENT HEATING

Once ignited, the stove provides perfect warmth. You no longer have to take care of anything, just add more logs when the stove indicates the optimal moment.



For more information visit [rika.eu](http://rika.eu)

## CONVENIENT AND EFFICIENT WITH RIKATRONIC.



LOOK

The following RIKA stoves are equipped with RIKATRONIC3:

**PARO** page 48

**ADUO** page 50

**INDUO III** page 52

The following RIKA stoves are available with RIKATRONIC3:

**IMPOSA** page 60

**FOX II** page 63

**LOOK** page 64



## WOOD-BURNING STOVES NOW ALSO IGNITE FULLY AUTOMATICALLY.

Wood-burning stoves can be started fully automatically without a match or lighter with RIKATRONIC4. Thanks to the fully automatic electronic controller, the stove is efficient, environmentally friendly and convenient at all times.

### FULLY AUTOMATIC IGNITION

Ignite your wood-burning stove manually at the touch of a button, at a preprogrammed time. A ceramic ignition cartridge reliably lights the prepared wood logs and ensures pleasant warmth whenever you want.

### ALWAYS ADD MORE WOOD AT THE RIGHT TIME

A flashing display shows the best time to add more wood logs. This prevents high fuel consumption due to adding more wood logs to the fire too early or interrupting the fire by adding more too late.

### EFFICIENT HEATING

The automatic control of the fire throughout all the burning phases reduces wood consumption by up to 50%\* and extends the length of time before more fuel needs to be added. You can also make savings in eco mode, which extends the burning time even with small amounts of wood.



For more information visit [rika.eu](http://rika.eu)

## RIKA INNOVATION: AUTOMATICALLY IGNITE WOOD-BURNING STOVES, SAVE UP TO 50%\* ON WOOD.



**Wood consumption for inexpert manual operation.**



**Wood consumption for operation with RIKATRONIC3/RIKATRONIC4 technology and original RIKA ECO IGNITER and Eco mode.**

The following RIKA stoves are available with RIKATRONIC4:

**NEX**

page 58

**SOL**

page 59

**SWING**

page 67

\*Compared to inexpert manual operation



## NATURALLY BEAUTIFUL HEATING.

The high-tech wonder in natural stone look: with its natural casing in soapstone or white stone, NEX is reminiscent of a traditional wood-burning stove. They are only alike in appearance though, because in technical terms it is a real all-rounder and is available with electronic control upon request.



Optional

Optional

<b>Dimensions</b>	H x W x D 1092 x 540 x 420 mm
<b>Heating output</b>	4-8 kW / 6 kW
<b>Body</b>	black

### Side panels

White stone, Soapstone

Details on page 81 or in the stove configurator on [configurator.rika.eu](http://configurator.rika.eu)

### Details for

RIKATRONIC4 on page 57

# SOL



WOOD-BURNING STOVES

## MORE ROOM TO ENJOY.

You have never used the corner of your room more beautifully: with its triangular form, the SOL is perfect for installation in the corner of a room. Its casing is classically beautiful, made from natural stone, and is available with the state-of-the-art RIKATRONIC4 system upon request.



Optional

Optional

---

<b>Dimensions</b>	H x W x D 1088 x 539 x 489 mm
<b>Heating output</b>	4-8 kW / 6 kW
<b>Body</b>	black

---

**Side panels**  
White stone, Soapstone

**Details on page 81 or in the stove configurator on [configurator.rika.eu](http://configurator.rika.eu)**

**Details for**  
RIKATRONIC4 on page 57

---

# IMPOSA

WOOD-BURNING STOVES



## REAL GREATNESS COMES FROM WITHIN.

IMPOSA impresses with an extra thick casing made from soapstone and a particularly large interior. It heats rooms up to 260 m<sup>3</sup> with ease. The optional RIKATRONIC3 technology makes it particularly easy, reduces wood consumption and saves money.



Optional

<b>Dimensions</b>	H x W x D 1193 x 578 x 516 mm
-------------------	----------------------------------

<b>Heating output</b>	5-10 kW / 6 kW
-----------------------	----------------

<b>Body</b>	black
-------------	-------

### Side panels

Soapstone

Details on page 81 or in the stove configurator on [configurator.rika.eu](http://configurator.rika.eu)

### Details for

RIKATRONIC3 on page 56

# LAVITA



WOOD-BURNING STOVES

## WARMTH THAT LASTS.

Compact on the outside, spacious on the inside: the sizable interior is ideal for large logs, so you can enjoy the dancing flames for a long time. LAVITA is available in soapstone and heats large rooms with ease. The cladding stones' huge storage mass provides heat for many hours – even when the fire has long since gone out.



Optional

---

<b>Dimensions</b>	H x W x D 1156 x 578 x 471 mm
-------------------	----------------------------------

---

<b>Heating output</b>	5-10 kW / 6 kW
-----------------------	----------------

---

<b>Body</b>	black
-------------	-------

---

### Side panels

Soapstone

Details on page 81 or in the  
stove configurator on [configurator.rika.eu](http://configurator.rika.eu)

---

# ALUMO

WOOD-BURNING STOVES



## MAXIMUM COMFORT.

With its two natural stone versions, ALUMO is not only visually appealing but also ensures long-lasting heat storage. ALUMO brings a cosy feeling of security into every home. The blazing fire is extremely beautiful to watch through the large viewing window. Its highly efficient quality combustion chamber provides pleasant warmth.

<b>Dimensions</b>	H x W x D 1070 x 530 x 475 mm
<b>Heating output</b>	4-8 kW / 6 kW
<b>Body</b>	black

**Side panels**  
White stone, Soapstone

Details on page 81 or in the  
stove configurator on [configurator.rika.eu](http://configurator.rika.eu)



# FOX II



WOOD-BURNING STOVES

## CLASSIC YET DIFFERENT.

Anyone who sees the FOX II with its sophisticated steel body and stone casing will not be surprised that it is amongst the most popular wood-burning stoves from RIKA. It is also available with RIKATRONIC3 upon request.



Optional

---

<b>Dimensions</b>	H x W x D 1039 x 550 x 494 mm
<b>Heating output</b>	4 – 8 kW / 6 kW
<b>Body</b>	black, metallic

---

### Side panels

White stone, Soapstone

**Details on page 81 or in the stove configurator on [configurator.rika.eu](http://configurator.rika.eu)**

### Details for

RIKATRONIC3 on page 56

---

# LOOK

WOOD-BURNING STOVES



## PUTS THE FIRE CENTRE STAGE.

With its large viewing pane, the LOOK puts the beauty of the fire centre stage. Its design is elegant and simple, yet it is very versatile thanks to the leg and base variants in steel, cast iron, or with a wooden bench. Enjoy the fire – just the way you like it!

<b>Dimensions</b>	H x W x D
WITH BASE OR FEET	1137 x 494 x 395 mm
WITH WOODEN BENCH	1241 x 1500 x 395 mm

**Heating output** 4 – 8 kW / 6 kW

**Body** black

### Side panels

Steel black

**Details on page 81 or in the stove configurator on [configurator.rika.eu](http://configurator.rika.eu)**

### Details for

RIKATRONIC3 on page 56



**Steel base  
black**



**Steel feet  
black**



**Cast iron feet  
black**

WOOD-BURNING STOVES

## WOODEN BENCH WITH SEAT CUSHION



**Dark brown leather**



**Vintage leather**



**Black fabric**



**Light grey fabric\***



**Beige fabric**



**Dark green fabric**

\*Colour deviations may occur in repeat orders due to different production batches. These do not constitute a reason for complaint.

# STEP

WOOD-BURNING STOVES



## AN ALL-ROUND SOLUTION.

The compact wood-burning stove STEP looks similar to its big brother, the SWING. The circular shape of the stove frames the log fire beautifully. A rotating version of the STEP is also available upon request: this enables the blazing fire to be viewed from every angle in the room.

---

<b>Dimensions</b>	H x W x D 1200 x 520 x 520 mm
-------------------	----------------------------------

---

<b>Heating output</b>	4 – 8 kW / 6 kW
-----------------------	-----------------

---

<b>Body</b>	black
-------------	-------

---

**Side panels**  
Aluminium black

**Details on page 81 or in the  
stove configurator on [configurator.rika.eu](http://configurator.rika.eu)**

---



# SWING



WOOD-BURNING STOVES

## ALL ROUND BEAUTY.

The circular SWING keeps the fire behind a large panoramic window and looks like it is "all of a piece": neither visible control elements nor handles disturb its clean design. It can be made rotatable and fitted with the RIKATRONIC4 system upon request, to help you with all of the heating stages from lighting to adding fuel.



<b>Dimensions</b>	H x W x D 1405 x 520 x 520 mm
<b>Heating output</b>	4 – 8 kW / 6 kW
<b>Body</b>	black

**Side panels**  
Aluminium black

**Details on page 81 or in the stove configurator on [configurator.rika.eu](http://configurator.rika.eu)**

**Details for RIKATRONIC4 on page 57**



# FORMA

WOOD-BURNING STOVES



## SIMPLY THINKING OUTSIDE THE BOX.

Sometimes it's the small corners and edges which seem the most appealing: The FORMA is a space-saving stove with a unique geometric form. The square viewing window allows you to see the fire from two sides, and thanks to the optimised RIKA glass flushing system, the view stays clear for longer.



Optional

Optional

---

<b>Dimensions</b>	H x W x D
FORMA	1541 x 421 x 421 mm
FORMA DIAGONAL WIDTH	584 mm

---

<b>Heating output</b>	3,5 – 7 kW / 6 kW
-----------------------	-------------------

---

### Thermal storage capacity (optional)

Flue pipe connection top	75 kg
Flue pipe connection side / rear	60 kg

---

<b>Body</b>	black
-------------	-------

---

### Side panels

Steel black

**Details on page 81 or in the stove configurator on [configurator.rika.eu](http://configurator.rika.eu)**

---

# ALPHA II



WOOD-BURNING STOVES

## A CLASSIC BEAUTY.

A wood-burning stove through and through – that is our traditional ALPHA II model. With its rustic design, soapstone or steel casing, and with a practical wood logs compartment and heat storage compartment it provides everything that you expect from a wood-burning stove – and so much more...



---

<b>Dimensions</b>	H x W x D 909 x 504 x 392 mm
-------------------	---------------------------------

---

<b>Heating output</b>	3,5 – 7 kW
-----------------------	------------

---

<b>Body</b>	black, metallic
-------------	-----------------

---

**Side panels**  
Soapstone, Steel black,  
Steel metallic

**Details on page 81 or in the  
stove configurator on [configurator.rika.eu](http://configurator.rika.eu)**

---

# BACK

WOOD-BURNING STOVES



## OUR PASSION FOR BAKING.

Freshly baked bread. A bake that gets its golden yellow crust in the oven. The RIKA BACK makes baking a pleasure in itself – and something everyone can experience:

Through the window you can see the crackling flames and keep an eye on your goodies.



Optional

---

<b>Dimensions</b>	H x W x D 1336 x 505 x 435 mm
-------------------	----------------------------------

---

<b>Heating output</b>	4 – 8 kW / 6 kW
-----------------------	-----------------

---

<b>Body</b>	black
-------------	-------

---

### Side panels

Decor white, Decor glass black,  
Decor rust effect, Steel black,  
Decor rust effect metallic

**Details on page 81 or in the  
stove configurator on [configurator.rika.eu](http://configurator.rika.eu)**

---

# COOK



WOOD-BURNING STOVES

## A PASSION FOR COOKING.

Make full use of the heat of your fire: On the ceramic hob of your COOK you can prepare all your favourite dishes, without missing a moment with the people you care about. Heating and cooking could hardly get any more enjoyable.



<b>Dimensions</b>	H x W x D 1030 x 505 x 435 mm
<b>Heating output</b>	3 – 6 kW
<b>Body</b>	black

### Side panels

Decor white, Decor glass black,  
Decor rust effect, Steel black,  
Decor rust effect metallic

Details on page 81 or in the  
stove configurator on [configurator.rika.eu](http://configurator.rika.eu)

# DESIGN FIREPLACES

**WE WANT IT VARIABLE.  
COMFORTABLE DESIGN  
FIREPLACES IN AN  
INDIVIDUAL STYLE.**





### **+ CLEAN VIEWING WINDOW**

Uniform air flow distribution along the entire length of the viewing window and the high combustion chamber temperatures ensure an optimised glass flushing system and an undarkened view of the calming flame pattern.

### **+ MAXIMUM FLEXIBILITY**

A wide range of casing versions and a high-quality, easily installed frame system create individual design freedom.

### **+ SIMPLE MAINTENANCE**

The easy accessibility of all components makes our design fireplaces particularly low-maintenance.

### **+ CONVENIENT OPERATION**

Convenient regulation of the air supply with a manual slider control.

### **+ INCOMPARABLE ATMOSPHERE**

The harmonious flame pattern and the typical crackling of wood logs generate a pleasant atmosphere in the room. A design fireplace is far more than just a source of heat.

### **+ ENVIRONMENTALLY FRIENDLY HEATING**

Using the renewable raw material wood enables CO<sub>2</sub>-neutral operation with maximum efficiency.

### **+ PLEASANT WARMTH**

Design fireplaces get hot faster and rapidly fill the room with pleasant radiant heat.

# AMBIA

DESIGN FIREPLACES



## INDIVIDUALITY MEETS FLEXIBILITY.

The AMBIA offers stylish design, perfectly adapted to your desires and needs. The high-quality frame system is simple to install and the various casing versions create individual design freedom. Thanks to the optimised glass flushing system and the high combustion chamber temperatures, your pleasure in the calming flame pattern stays unsullied for a long time.



Soapstone



White stone



Steel black

---

<b>Dimensions</b>	H x W x D 1766 x 946 x 544 mm
-------------------	----------------------------------

---

<b>Heating output</b>	4 – 8 kW
-----------------------	----------

---

<b>Body</b>	black
-------------	-------

---

### Side panels

Soapstone, White stone, Steel black

Details on page 81 or in the  
stove configurator on [configurator.rika.eu](http://configurator.rika.eu)

---

# SYMBIA

DESIGN FIREPLACES



## REDUCED DESIGN – THINKING OUTSIDE THE BOX.

The corner panoramic window of the SYMBIA gives an exceptional, clear view on the stage of the fire. It fully fits the trend towards a simple, straight-line geometric language, skillfully combining style with functionality. The flexible design of the surfaces, e.g. in soapstone or plastered and painted in the colour of the wall, makes the SYMBIA in particular a perfect stove for demanding individualists.



<b>Dimensions</b>	H x W x D 1765 x 840 x 616 mm
-------------------	----------------------------------

<b>Heating output</b>	4 – 8 kW
-----------------------	----------

<b>Body</b>	black
-------------	-------

### Side panels

Soapstone, White stone, Steel black

Details on page 81 or in the  
stove configurator on [configurator.rika.eu](http://configurator.rika.eu)



Soapstone



White stone



Steel black

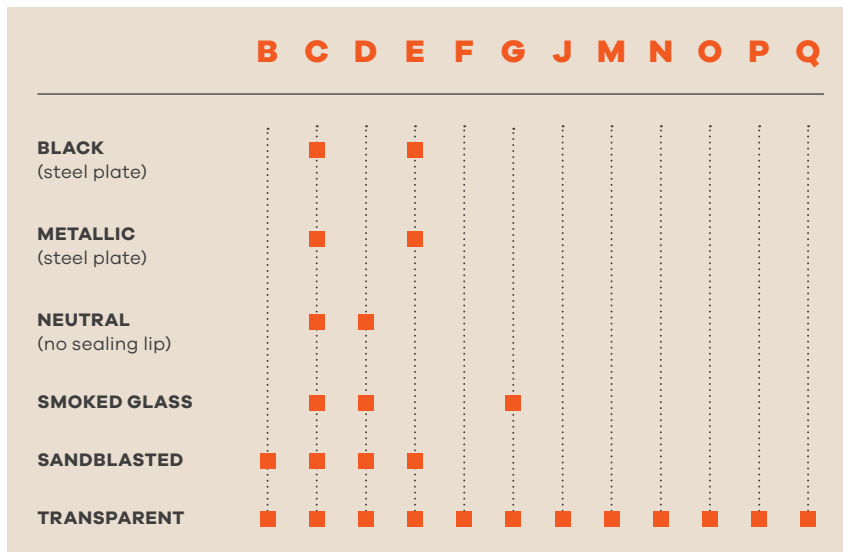
Floor protection panels for SYMBIA: transparent glass, grey-white grid, optionally available. For more information, please contact your RIKA dealer.

# RIKA BASE PLATES


**THE BASIS FOR ANY STOVE.** The patented RIKA glass base plates protect sensitive floor coverings from dirt, wear and overheating. They are therefore an essential feature for stoves in most cases.

- + ALL-ROUND SEALING LIP PREVENTS THE PENETRATION OF DIRT, MOISTURE OR EMBERS UNDER THE BASE PLATE
- + PROTECTION AGAINST DIRT, DAMAGE AND SPARKS/FIRE
- + A SECURE AND STABLE BASE FOR YOUR STOVE
- + ALSO AVAILABLE AS STEEL PLATE IN BLACK OR METALLIC

TECHNICAL DATA



TRANSPARENT – GREY/WHITE PATTERN



SANDBLASTED – GREY/WHITE PATTERN



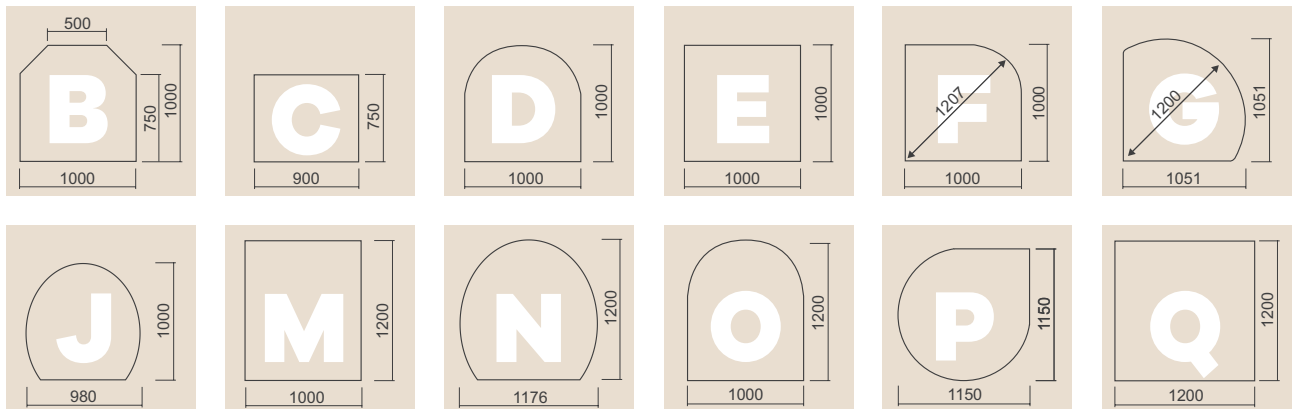
SMOKED GLASS – GREY PATTERN



SEALING LIP

For more information, please contact your RIKA dealer.

## SIZES & FORMATS



# RIKA FLOOR PROTECTION PANELS


**DISCREET AND EFFECTIVE PROTECTION FOR YOUR FLOOR.** The RIKA floor panels protect the area directly in front of the stove. They ensure fire protection and are required by law for combustible floors. The panels impress with their simple design and are available in various sizes.

- + PROTECTION AGAINST DIRT, DAMAGE AND SPARKS/FIRE
- + AVAILABLE IN DIFFERENT SIZES
- + STABLE GLASS PANEL IN A SIMPLE DESIGN


S T U V W X

---

<b>BLACK</b> (steel plate)					
<b>METALLIC</b> (steel plate)					
<b>NEUTRAL</b> (no sealing lip)					
<b>SMOKED GLASS</b>					
<b>SANDBLASTED</b>					
<b>TRANSPARENT</b>	■	■	■	■	■



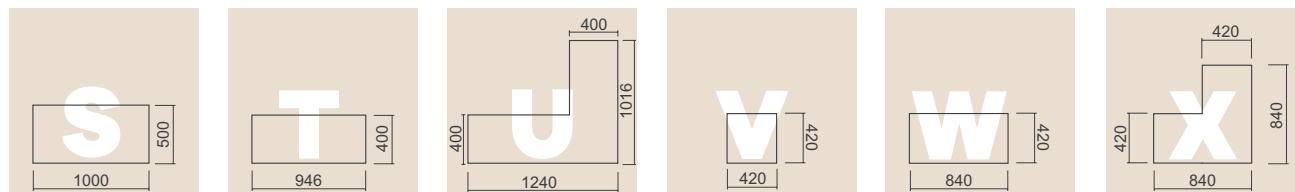
**TRANSPARENT - GREY/WHITE PATTERN**



**SEALING LIP**

For more information, please contact your RIKA dealer.

## SIZES & FORMATS



# RIKA FLUE PIPES

**A SAFE CHIMNEY CONNECTION.** Original RIKA FLUE PIPES are reliable, resistant, durable and exactly adjusted to the requirements of RIKA stove models. We have the same high quality standards for our flue pipes as we do for our stoves.

- 
- |  |   |
|--|---|
| + CONSISTENT COLOUR MATCH TO YOUR STOVE              | + PERFECTLY MATCHED TO YOUR STOVE       |
| + HEAT-RESISTANT, ODOURLESS PAINT AS WITH THE STOVES | + SEALINGS FOR ROOM AIR INDEPENDENT USE |
- 

**SEAMLESS LOOK: THE MATCHING FLUE PIPES FROM RIKA  
TURN YOUR RIKA STOVE INTO A REAL WORK OF ART.**




# RIKA SURFACE FINISHES

## STONE



White stone



Soapstone

## SIDE PANELS



Decor rust effect




Decor glass black




Steel black /  
Aluminium black




Aluminium white




Decor rust effect  
metallic



Decor slate black



Decor white




Steel metallic

## BODY COLOURS

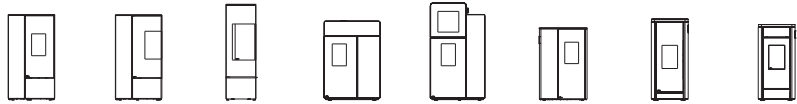


black



metallic

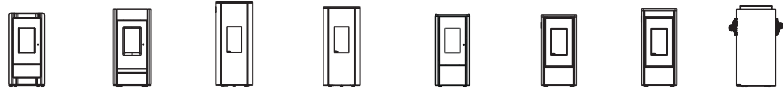
# TECHNICAL DATA



CASING VERSIONS		CONNECT PELLETT	CONNECT P. EDGE	CONNECT WOOD	DOMO	DOMO BACK	SONO	SUMO	FILO
Body: (1) metallic, (2) black		2	2	2	2	2	2	2	2
Steel / Aluminium: (1) metallic, (2) black, (3) white		2	2	2	2	-	2	2	2
Stone: (1) soapstone, (2) white stone		-	-	-	1,2	1,2	1,2	-	-
Decor: (1) Decor (various variants), (2) Glass		-	-	-	1,2	-	-	1,2	1,2
<b>PERFORMANCE</b>									
Nominal heating power (to DIN 18891)	[kW]	8	8	8	10	10	7	9	8
Lowest heating output	[kW]	2,5	2,5	4	3	3	2,5	2,7	2,5
Energy efficiency		A+	A+	A+	A+	A+	A+	A+	A+
Room heating capacity (depending on house insulation)	[m <sup>3</sup> ]	50 - 220	50 - 220	90 - 210	70 - 260	70 - 260	50 - 190	50 - 240	50 - 220
Pellet container capacity (may differ due to variable bulk density of pellets)	[l/~kg]	34/~22 58/~38 <sup>4)</sup>	40/~26 61/~40 <sup>5)</sup>	-	76/~50	56/~36	39/~25	69/~45 56/~37 <sup>1)</sup> 46/~30 <sup>2)</sup>	60/~40 40/~26 <sup>2)</sup>
Pellet consumption	[kg/h]	≤ 1,9	≤ 1,9	-	≤ 2,3	≤ 2,3	≤ 1,6	≤ 2,1	≤ 1,9
<b>WEIGHT (APPROX.)</b>									
excl. casing	[kg]	-	-	-	170/175 <sup>3)</sup>	215	145/150 <sup>2)</sup>	170/175 <sup>1)</sup>	185
with steel/aluminium	[kg]	170/185 <sup>4)</sup>	168/183 <sup>5)</sup>	158	185/190 <sup>3)</sup>	-	150/155 <sup>2)</sup>	180/185 <sup>1)</sup>	195
with natural stone (example soapstone)	[kg]	-	-	-	230/235 <sup>3)</sup>	255	175/180 <sup>2)</sup>	-	-
with stoneware/glass	[kg]	-	-	-	180/185 <sup>3)</sup>	-	-	195/200 <sup>1)</sup>	210
storage capacity	[~kg]	-	-	60/75 <sup>2)</sup>	60	40	-	-	-
<b>EQUIPMENT</b>									
Combustion air supply options: 1) room air independent 2) DIBT 3) room air dependent		1,2,3	1,2,3	1,2,3	1,2,3	1,2,3	1,2,3	1,2,3	1,2,3
RLS (RIKA air control system)		-	-	yes	-	-	-	-	-
RIKATRONIC3		-	-	-	-	-	-	-	-
RIKATRONIC4		-	-	-	-	-	-	-	-
Tipping grate ash removal		yes	yes	-	yes	yes	yes	yes	-
DAR (Dynamic-Air-Regulation)		yes	yes	-	-	yes	yes	-	-
MULTIAIR (number)		optional (1-2)	-	-	optional (1-2)/yes (1) <sup>3)</sup>	optional (1-2)	optional (1)	yes (1) <sup>1)</sup>	-
Power connection		230V/50Hz	230V/50Hz	-	230V/50Hz	230V/50Hz	230V/50Hz	230V/50Hz	230V/50Hz
<b>SAFETY DISTANCES*</b>									
to non combustible objects (a/b)	[cm]	40/7	40/7	40/7	40/10	40/10	40/10	40/10	40/10
to combustible objects and bearing reinforced concrete walls (a/b/c)	[cm]	80/7	80/7	80/7	80/10	80/10	80/10	80/10	80/10

1) Version MULTIAIR 2) Version RAO 3) Version RAO MULTIAIR 4) CONNECT PELLETT/F38; 5) CONNECT PELLETT EDGE/E40; 6) Version RIKATRONIC3; 7) Version RIKATRONIC4; 8) for opening the sliding door to the left; 9) pellet insert for tiled stoves; 10) in combination with optional heat protection casing; 11) with turntable; 12) with wooden bench

**\* SAFETY DISTANCES:** **PELLET STOVES/WOOD-BURNING STOVES** a = front; b = right/left/rear  
**DESIGN FIREPLACES** a = front; b = right/left; c = rear  
**HEATING INSERTS** a = front; b = right/left/rear c = top



CASING VERSIONS	COMO II	REVO II	CORSO	COSMO	LIVO	PRIMO 6 KW	PRIMO 8 KW	PKE 99
Body: (1) metallic, (2) black	2	2	2	2	2	2	2	2
Steel / Aluminium: (1) metallic, (2) black, (3) white	-	-	2	2,3	2	2	2	2
Stone: (1) soapstone, (2) white stone	1,2	1,2	-	-	-	-	-	-
Decor: (1) Decor (various variants), (2) Glass	-	-	-	-	-	-	-	-
<b>PERFORMANCE</b>								
Nominal heating power (to DIN 18891) [kW]	8	8	8	6	6	6	8	8
Lowest heating output [kW]	2,5	2,5	2,5	2,5	2,5	2,5	2,5	2,5
Energy efficiency	A+	A+	A+	A+	A+	A+	A+	A+
Room heating capacity (depending on house insulation) [m³]	50 - 220	50 - 220	50 - 220	50 - 160	50 - 160	50 - 160	50 - 220	50 - 220
Pellet container capacity (may differ due to variable bulk density of pellets) [l/~kg]	51/~33 34/~22 <sup>2)</sup>	60/~39 39/~25 <sup>2)</sup>	46/~30	39/~25	31/~20	47/~30 30/~19 <sup>1)2)</sup>	55/~36 35/~23 <sup>1)2)</sup>	27/~18
Pellet consumption [kg/h]	≤ 1,9	≤ 1,9	≤ 1,9	≤ 1,3	≤ 1,3	≤ 1,3	≤ 1,9	≤ 1,9
<b>WEIGHT (APPROX.)</b>								
excl. casing [kg]	135/140 <sup>2)</sup>	140/145 <sup>2)</sup>	130	-	-	-	-	240
with steel/aluminium [kg]	-	-	145	140	120/130 <sup>2)</sup>	125	128	-
with natural stone (example soapstone) [kg]	210/215 <sup>2)</sup>	225/230 <sup>2)</sup>	-	-	-	-	-	-
with stoneware/glass [kg]	-	-	-	-	-	-	-	-
storage capacity [-kg]	-	-	-	-	-	-	-	-
<b>EQUIPMENT</b>								
Combustion air supply options: 1) room air independent 2) DIBT 3) room air dependent	1,2,3	1,2,3	1,2,3	1,2,3	1,2,3	1,2,3	1,2,3	1,2,3
RLS (RIKA air control system)	-	-	-	-	-	-	-	-
RIKATRONIC3	-	-	-	-	-	-	-	-
RIKATRONIC4	-	-	-	-	-	-	-	-
Tipping grate ash removal	-	-	-	-	-	-	-	yes
DAR (Dynamic-Air-Regulation)	yes	yes	-	yes	-	yes	yes	yes
MULTIAIR (number)	-	-	-	-	-	yes (1-2) <sup>1)</sup>	yes (1-2) <sup>1)</sup>	optional (1-2)
Power connection	230V/50Hz	230V/50Hz	230V/50Hz	230V/50Hz	230V/50Hz	230V/50Hz	230V/50Hz	230V/50Hz
<b>SAFETY DISTANCES*</b>								
to non combustible objects (a/b) [cm]	40/10	40/10	40/10	40/10	40/10	40/10	40/10	see instruction
to combustible objects and bearing reinforced concrete walls (a/b/c) [cm]	80/10	80/10	80/10	80/10	80/10	80/10	80/10	see instruction

1) Version MULTIAIR 2) Version RAO 3) Version RAO MULTIAIR 4) CONNECT PELLETT/F38; 5) CONNECT PELLETT/EDGE/E40; 6) Version RIKATRONIC3; 7) Version RIKATRONIC4; 8) for opening the sliding door to the left; 9) pellet insert for tiled stoves; 10) in combination with optional heat protection casing; 11) with turntable; 12) with wooden bench

**\* SAFETY DISTANCES:** PELLETT STOVES/WOOD-BURNING STOVES a = front; b = right/left/rear  
 DESIGN FIREPLACES a = front; b = right/left; c = rear  
 HEATING INSERTS a = front; b = right/left/rear c = top

# TECHNICAL DATA



CASING VERSIONS		INTERNO	PARO	ADUO	INDUO III	NEX	SOL	IMPOSA	LAVITA
Body: (1) metallic, (2) black		2	2	2	2	2	2	2	2
Steel / Aluminium: (1) metallic, (2) black, (3) white		2	2	2	-	-	-	-	-
Stone: (1) soapstone, (2) white stone		-	1,2	1,2	1,2	1,2	1,2	1	1
Decor: (1) Decor (various variants), (2) Glass		-	-	-	-	-	-	-	-
<b>PERFORMANCE</b>									
Nominal heating power (to DIN 18891)	[kW]	7	8	8	10	8	8	10	10
Lowest heating output	[kW]	2,5	2,5	2,5	3	4	4	5	5
Energy efficiency		A+	A+	A+	A+	A+	A+	A+	A+
Room heating capacity (depending on house insulation)	[m³]	50 - 160	50 - 220	50 - 220	70 - 260	90 - 210	90 - 210	120 - 260	120 - 260
Pellet container capacity (may differ due to variable bulk density of pellets)	[l/~kg]	36/~20	47/~30	47/~30	48/~31	-	-	-	-
Pellet consumption	[kg/h]	≤ 1,6	≤ 1,9	≤ 1,9	≤ 2,4	-	-	-	-
<b>WEIGHT (APPROX.)</b>									
excl. casing	[kg]	140+30 (plinth)	240/265 <sup>1)</sup>	224/249 <sup>1)</sup>	260	120	120	160	165
with steel/aluminium	[kg]	-	245/270 <sup>1)</sup>	251/276 <sup>1)</sup>	-	-	-	-	-
with natural stone (example soapstone)	[kg]	-	290/315 <sup>1)</sup>	274/299 <sup>1)</sup>	300/325 <sup>1)</sup>	245	195	290	300
with stoneware/glass	[kg]	-	-	-	-	-	-	-	-
storage capacity	[~kg]	-	65	55	45	130	90	155	150
<b>EQUIPMENT</b>									
Combustion air supply options: 1) room air independent 2) DIBT 3) room air dependent		1, 2 optional, 3	1,3	1,3	1,3	1,3	1,3	1,3	1,3
RLS (RIKA air control system)		-	yes	yes	yes	yes	yes	yes	yes
RIKATRONIC3		-	yes	yes	yes	-	-	yes <sup>6)</sup>	-
RIKATRONIC4		-	-	-	-	yes <sup>7)</sup>	yes <sup>7)</sup>	-	-
Tipping grate ash removal		-	yes	yes	yes	-	-	-	-
DAR (Dynamic-Air-Regulation)		-	yes	yes	yes	-	-	-	-
MULTIAIR (number)		-	optional (1-2)	optional (1-2)	optional (1-2)	-	-	-	-
Power connection		230V/50Hz	230V/50Hz	230V/50Hz	230V/50Hz	230V/50Hz <sup>7)</sup>	230V/50Hz <sup>7)</sup>	230V/50Hz <sup>6)</sup>	-
<b>SAFETY DISTANCES*</b>									
to non combustible objects (a/b)	[cm]	40/≥ installation dimensions	40/10	40/10	40/10	40/10	40/10	40/10	40/10
to combustible objects and bearing reinforced concrete walls (a/b/c)	[cm]	80/20/120 <sup>10)</sup>	80/10	80/10	80/10	80/20	80/20	80/20	80/20

TECHNICAL DATA

1) Version MULTIAIR 2) Version RAO 3) Version RAO MULTIAIR 4) CONNECT PELLETT/F38; 5) CONNECT PELLETT/EDGE/E40; 6) Version RIKATRONIC3; 7) Version RIKATRONIC4; 8) for opening the sliding door to the left; 9) pellet insert for tiled stoves; 10) in combination with optional heat protection casing; 11) with turntable; 12) with wooden bench

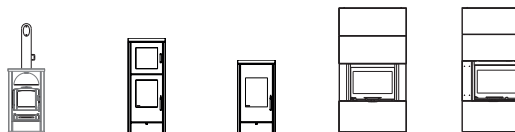
**\* SAFETY DISTANCES:** **PELLET STOVES/WOOD-BURNING STOVES** a = front; b = right/left/rear  
**DESIGN FIREPLACES** a = front; b = right/left; c = rear  
**HEATING INSERTS** a = front; b = right/left/rear c = top



CASING VERSIONS		ALUMO	FOX II	LOOK/ LOOK R3	LOOK RLU	STEP	SWING	FORMA
Body: (1) metallic, (2) black		2	1,2	2	2	2	2	2
Steel / Aluminium: (1) metallic, (2) black, (3) white		-	-	2	2	2	2	2
Stone: (1) soapstone, (2) white stone		1,2	1,2	-	-	-	-	-
Decor: (1) Decor (various variants), (2) Glass		-	-	-	-	-	-	-
<b>PERFORMANCE</b>								
Nominal heating power (to DIN 18891)	[kW]	8	8	8	8	8	8	7
Lowest heating output	[kW]	4	4	4	4	4	4	3,5
Energy efficiency		A+	A+	A+	A+	A+	A+	A+
Room heating capacity (depending on house insulation)	[m³]	90 - 210	90 - 210	90 - 210	90 - 210	90 - 210	90 - 210	70 - 190
Pellet container capacity (may differ due to variable bulk density of pellets)	[l/~kg]	-	-	-	-	-	-	-
Pellet consumption	[kg/h]	-	-	-	-	-	-	-
<b>WEIGHT (APPROX.)</b>								
excl. casing	[kg]	130	150	-	-	-	-	-
with steel/aluminium	[kg]	-	-	110/135 <sup>9)</sup> / 160 <sup>12)</sup>	115/160 <sup>12)</sup>	145/155 <sup>11)</sup>	175/180 <sup>11)</sup>	150
with natural stone (example soapstone)	[kg]	245	260	-	-	-	-	-
with stoneware/glass	[kg]	-	-	-	-	-	-	-
storage capacity	[~kg]	125	120	-	-	-	-	60/75
<b>EQUIPMENT</b>								
Combustion air supply options: 1) room air independent 2) DIBT 3) room air dependent		1,3	1,3	1 <sup>6)</sup> ,3	1,3	1,3	1,3	1,3
RLS (RIKA air control system)		yes	yes	yes <sup>6)</sup>	yes	yes	yes	yes
RIKATRONIC3		-	yes <sup>6)</sup>	yes <sup>6)</sup>	-	-	-	-
RIKATRONIC4		-	-	-	-	-	yes <sup>7)</sup>	-
Tipping grate ash removal		-	-	-	-	-	-	-
DAR (Dynamic-Air-Regulation)		-	-	-	-	-	-	-
MULTIAIR (number)		-	-	-	-	-	-	-
Power connection		-	230V/50Hz <sup>6)</sup>	230V/50Hz <sup>9)</sup>	-	-	230V/50Hz <sup>7)</sup>	-
<b>SAFETY DISTANCES*</b>								
to non combustible objects (a/b)	[cm]	40/10	40/10	40/10	40/10	40/10	40/10	40/10
to combustible objects and bearing reinforced concrete walls (a/b/c)	[cm]	80/20	80/20	80/15	80/10	80/15	80/15	80/15

1) Version MULTIAIR 2) Version RAO 3) Version RAO MULTIAIR 4) CONNECT PELLETT/F38; 5) CONNECT PELLETT EDGE/E40; 6) Version RIKATRONIC3; 7) Version RIKATRONIC4; 8) for opening the sliding door to the left; 9) pellet insert for tiled stoves; 10) in combination with optional heat protection casing; 11) with turntable; 12) with wooden bench

**\* SAFETY DISTANCES:** **PELLET STOVES/WOOD-BURNING STOVES** a = front; b = right/left/rear  
**DESIGN FIREPLACES** a = front; b = right/left; c = rear  
**HEATING INSERTS** a = front; b = right/left/rear c = top



CASING VERSIONS		ALPHA II	BACK	COOK	AMBIA	SYMBIA
Body: (1) metallic, (2) black		1,2	2	2	2	2
Steel / Aluminium: (1) metallic, (2) black, (3) white		1,2	2	2	2	2
Stone: (1) soapstone, (2) white stone		1	-	-	1,2	1,2
Decor: (1) Decor (various variants), (2) Glass		-	1,2	1,2	-	-
<b>PERFORMANCE</b>						
Nominal heating power (to DIN 18891)	[kW]	7	8	6	8	8
Lowest heating output	[kW]	3,5	4	3	4	4
Energy efficiency		A+	A+	A+	A+	A+
Room heating capacity (depending on house insulation)	[m³]	70 - 190	90 - 210	70 - 160	90 - 210	90 - 210
Pellet container capacity (may differ due to variable bulk density of pellets)	[l/-kg]	-	-	-	-	-
Pellet consumption	[kg/h]	-	-	-	-	-
<b>WEIGHT (APPROX.)</b>						
excl. casing	[kg]	115	150	115	320	325
with steel/aluminium	[kg]	115	180	135	365	365
with natural stone (example soapstone)	[kg]	155	-	-	500	455
with stoneware/glass	[kg]	-	180	135	-	-
storage capacity	[~kg]	-	-	-	-	-
<b>EQUIPMENT</b>						
Combustion air supply options: 1) room air independent 2) DIBT 3) room air dependent		3	1,3	1,3	1,3	1,3
RLS (RIKA air control system)		-	yes	yes	yes	yes
RIKATRONIC3		-	-	-	-	-
RIKATRONIC4		-	-	-	-	-
Tipping grate ash removal		-	-	-	-	-
DAR (Dynamic-Air-Regulation)		-	-	-	-	-
MULTIAIR (number)		-	-	-	-	-
Power connection		-	-	-	-	-
<b>SAFETY DISTANCES*</b>						
to non combustible objects (a/b)	[cm]	40/10	40/10	40/10	40/10/0	40/10/0
to combustible objects and bearing reinforced concrete walls (a/b/c)	[cm]	80/20	80/10	80/10	80/10/0	80/10/0

1) Version MULTIAIR 2) Version RAO 3) Version RAO MULTIAIR 4) CONNECT PELLETT/F38; 5) CONNECT PELLETT EDGE/E40; 6) Version RIKATRONIC3; 7) Version RIKATRONIC4; 8) for opening the sliding door to the left; 9) pellet insert for tiled stoves; 10) in combination with optional heat protection casing; 11) with turntable; 12) with wooden bench

**\* SAFETY DISTANCES:** **PELLET STOVES/WOOD-BURNING STOVES** a = front; b = right/left/rear  
**DESIGN FIREPLACES** a = front; b = right/left; c = rear  
**HEATING INSERTS** a = front; b = right/left/rear c = top

# RIKA STOVES OVERVIEW



**CONNECT  
PELLET**  
Page 16



**CONNECT  
PELLET  
EDGE**  
Page 18



**CONNECT  
WOOD**  
Page 20




**DOMO**  
Page 26



**DOMO  
BACK**  
Page 28



**SONO**  
Page 30



**SUMO**  
Page 31



**FILO**  
Page 32



**COMO II**  
Page 33



**REVO II**  
Page 34



**CORSO**  
Page 35



**COSMO**  
Page 36



**LIVO**  
Page 37



**PRIMO 6 KW**  
Page 38



**PRIMO 8 KW**  
Page 39



**PELLET INSERT  
FOR TILED STOVES**  
Page 42



**INTERNO**  
Page 44



**PARO**  
Page 48



**ADUO**  
Page 50



**INDUO III**  
Page 52



**NEX**  
Page 58



**SOL**  
Page 59



**IMPOSA**  
Page 60



**LAVITA**  
Page 61



**ALUMO**  
Page 62



**FOX II**  
Page 63



**LOOK**  
Page 64



**STEP**  
Page 66



**SWING**  
Page 67



**FORMA**  
Page 68



**ALPHA II**  
Page 69



**BACK**  
Page 70



**COOK**  
Page 71



**AMBIA**  
Page 74



**SYMBIA**  
Page 76



Let us advise you:  
Find a RIKA dealer near you:  
[rika.eu/dealers](http://rika.eu/dealers)



RIKA Innovative Ofentechnik GmbH  
Müllerviertel 20, 4563 Micheldorf, Austria  
+43 (0) 7582 686-0, [verkauf@rika.at](mailto:verkauf@rika.at)  
**[www.rika.eu](http://www.rika.eu)**

Subject to technical and visual changes  
as well as layout and printing errors.  
© 2024 Copyright by RIKA Innovative Ofentechnik GmbH  
**E17207 Edition 3**